

City Council Meeting January 19, 2016

City Manager Report



Budget Variance, Income Statement, Specified Activity Reporting

- Detailed information included in Councilors packets
- Check register details provided today and will be updated onto website this week
- On budget variance – primary focus on OT Management and Supply Management. Write-ups from Department Heads included in Packets
- Tendered Money in to I&S Accounts for February/March 2016 Debt payments
- Specified Activity Report reflects the debt payments when looking at Water/Sewer (Fund 04)
- Updating Information on New Finance Page and also available for discussions with Citizens

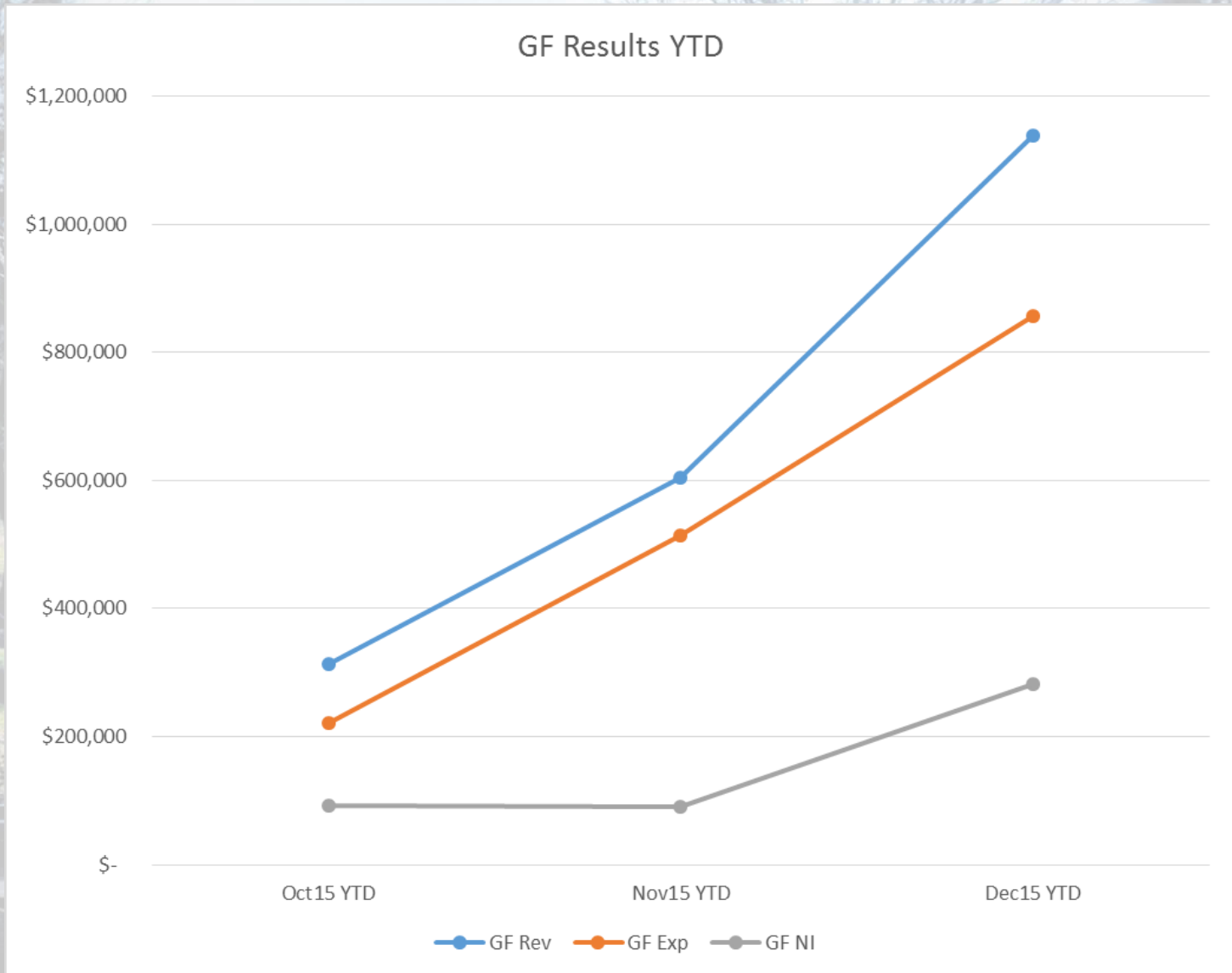
Data – Funds 01, 04

	Oct14 YTD	Nov14 YTD	Dec14 YTD	Jan15 YTD	Feb15 YTD	Mar15 YTD
GF Rev	\$ 267,628	\$ 557,677	\$ 1,057,210	\$ 1,800,764	\$ 2,176,058	\$ 2,470,422
GF Exp	\$ 225,144	\$ 531,933	\$ 790,368	\$ 1,128,110	\$ 1,367,183	\$ 1,627,185
GF NI	\$ 42,484	\$ 25,744	\$ 266,842	\$ 672,654	\$ 808,875	\$ 843,237
	Oct15 YTD	Nov15 YTD	Dec15 YTD	Jan16 YTD	Feb16 YTD	Mar16 YTD
GF Rev	\$ 314,176	\$ 603,778	\$ 1,138,428			
GF Exp	\$ 221,162	\$ 513,563	\$ 856,732			
GF NI	\$ 93,014	\$ 90,216	\$ 281,696			
	Oct14 YTD	Nov14 YTD	Dec14 YTD	Jan15 YTD	Feb15 YTD	Mar15 YTD
W/S/S Rev	\$ 326,641	\$ 653,052	\$ 945,211	\$ 1,278,191	\$ 1,561,808	\$ 1,929,243
W/S/S Exp	\$ 74,814	\$ 420,786	\$ 926,403	\$ 1,235,706	\$ 1,455,882	\$ 1,749,222
W/S/S NI	\$ 251,826	\$ 232,266	\$ 18,808	\$ 42,485	\$ 105,926	\$ 180,021
	Oct15 YTD	Nov15 YTD	Dec15 YTD	Jan16 YTD	Feb16 YTD	Mar16 YTD
W/S/S Rev	\$ 344,192	\$ 668,178	\$ 984,868			
W/S/S Exp	\$ 203,415	\$ 461,342	\$ 1,141,859			
W/S/S NI	\$ 140,777	\$ 206,837	\$ (156,991)			

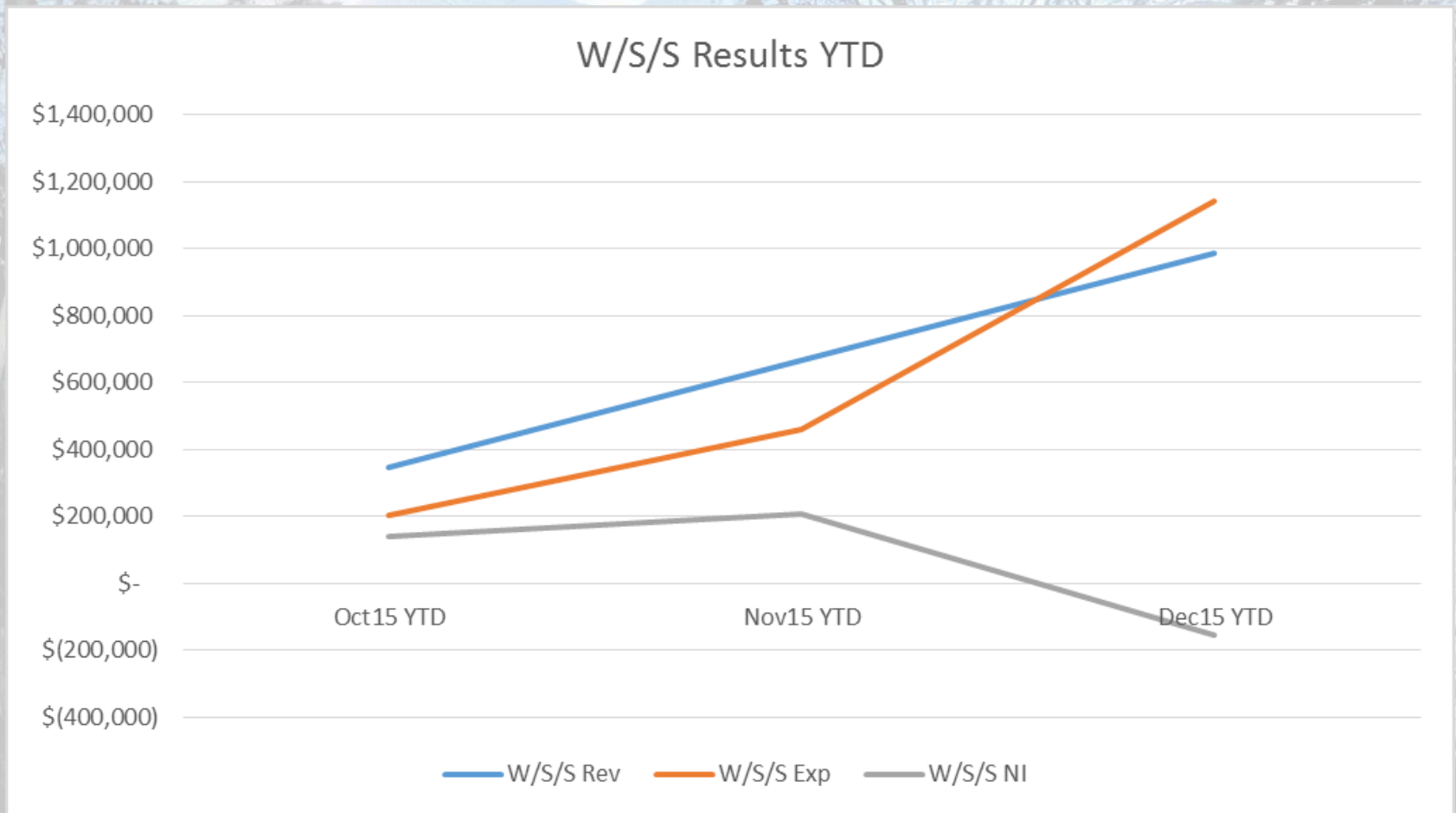
Data – Funds 05, 06, 08

	Oct14 YTD	Nov14 YTD	Dec14 YTD	Jan15 YTD	Feb15 YTD	Mar15 YTD
Airport Rev	\$ 45,675	\$ 106,679	\$ 162,560	\$ 194,175	\$ 251,080	\$ 282,056
Airport Exp	\$ 68,213	\$ 125,159	\$ 157,803	\$ 210,345	\$ 235,532	\$ 268,352
Airport NI	\$ (22,537)	\$ (18,480)	\$ 4,757	\$ (16,170)	\$ 15,548	\$ 13,704
	Oct15 YTD	Nov15 YTD	Dec15 YTD	Jan16 YTD	Feb16 YTD	Mar16 YTD
Airport Rev	\$ 37,316	\$ 81,484	\$ 146,533			
Airport Exp	\$ 52,093	\$ 84,752	\$ 158,728			
Airport NI	\$ (14,777)	\$ (3,268)	\$ (12,195)			
	Oct14 YTD	Nov14 YTD	Dec14 YTD	Jan15 YTD	Feb15 YTD	Mar15 YTD
HOT Rev	\$ 83,377	\$ 112,617	\$ 117,233	\$ 204,610	\$ 212,570	\$ 217,709
HOT Exp	\$ 3,679	\$ 46,401	\$ 84,561	\$ 101,017	\$ 109,749	\$ 118,357
HOT NI	\$ 79,698	\$ 66,216	\$ 32,672	\$ 103,593	\$ 102,821	\$ 99,352
	Oct15 YTD	Nov15 YTD	Dec15 YTD	Jan16 YTD	Feb16 YTD	Mar16 YTD
HOT Rev	\$ 87,243	\$ 99,085	\$ 111,606			
HOT Exp	\$ 25,235	\$ 86,637	\$ 153,630			
HOT NI	\$ 62,008	\$ 12,447	\$ (42,024)			
	Oct14 YTD	Nov14 YTD	Dec14 YTD	Jan15 YTD	Feb15 YTD	Mar15 YTD
Gas Rev	\$ 77,901	\$ 172,467	\$ 429,920	\$ 787,084	\$ 1,138,661	\$ 1,422,467
Gas Exp	\$ 43,762	\$ 152,275	\$ 256,285	\$ 426,394	\$ 603,019	\$ 844,930
Gas NI	\$ 34,139	\$ 20,192	\$ 173,635	\$ 360,690	\$ 535,642	\$ 577,537
	Oct15 YTD	Nov15 YTD	Dec15 YTD	Jan16 YTD	Feb16 YTD	Mar16 YTD
Gas Rev	\$ 69,765	\$ 160,335	\$ 374,616			
Gas Exp	\$ 62,682	\$ 148,913	\$ 274,721			
Gas NI	\$ 7,083	\$ 11,422	\$ 99,895			

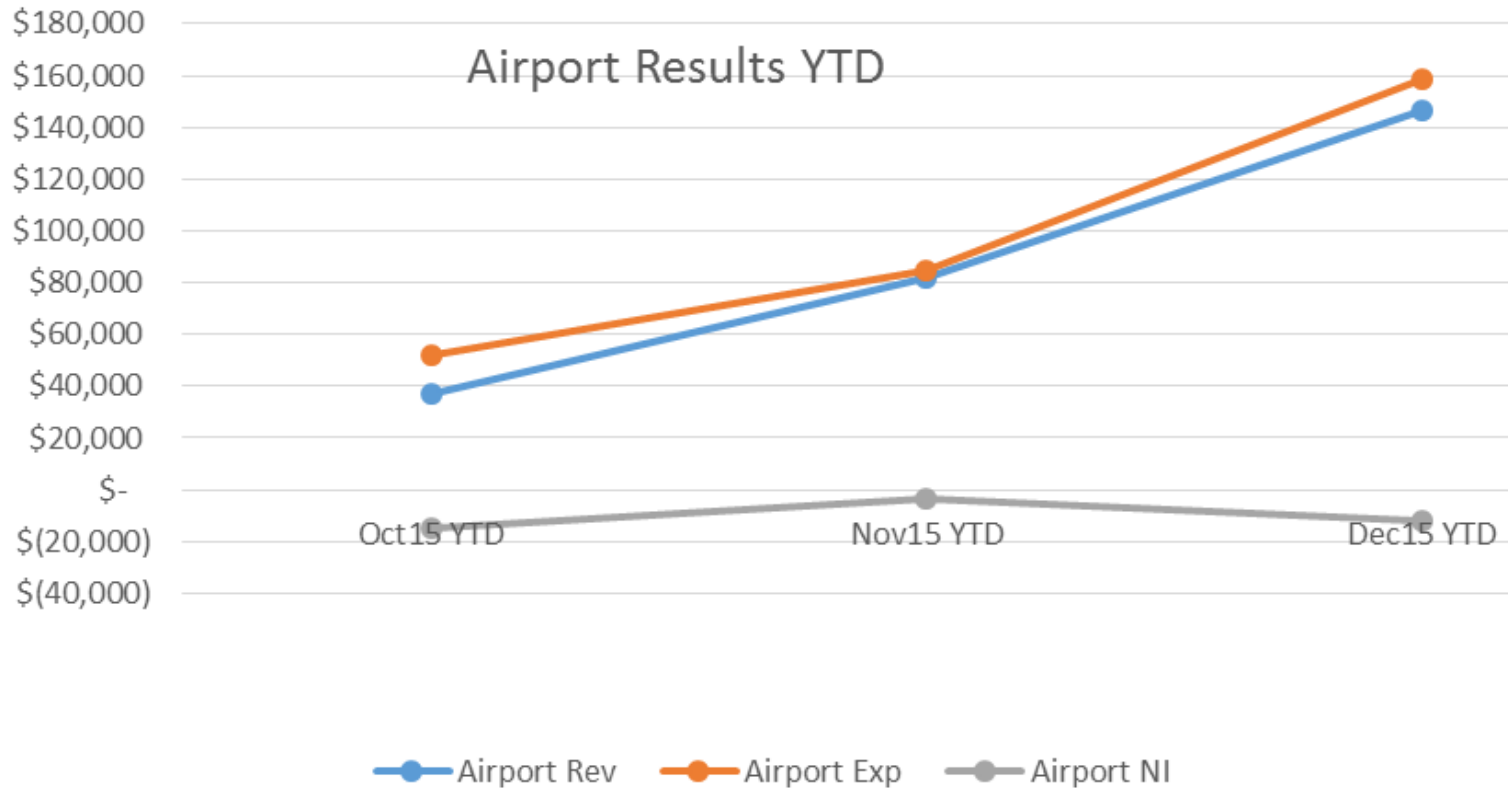
General Fund - 01



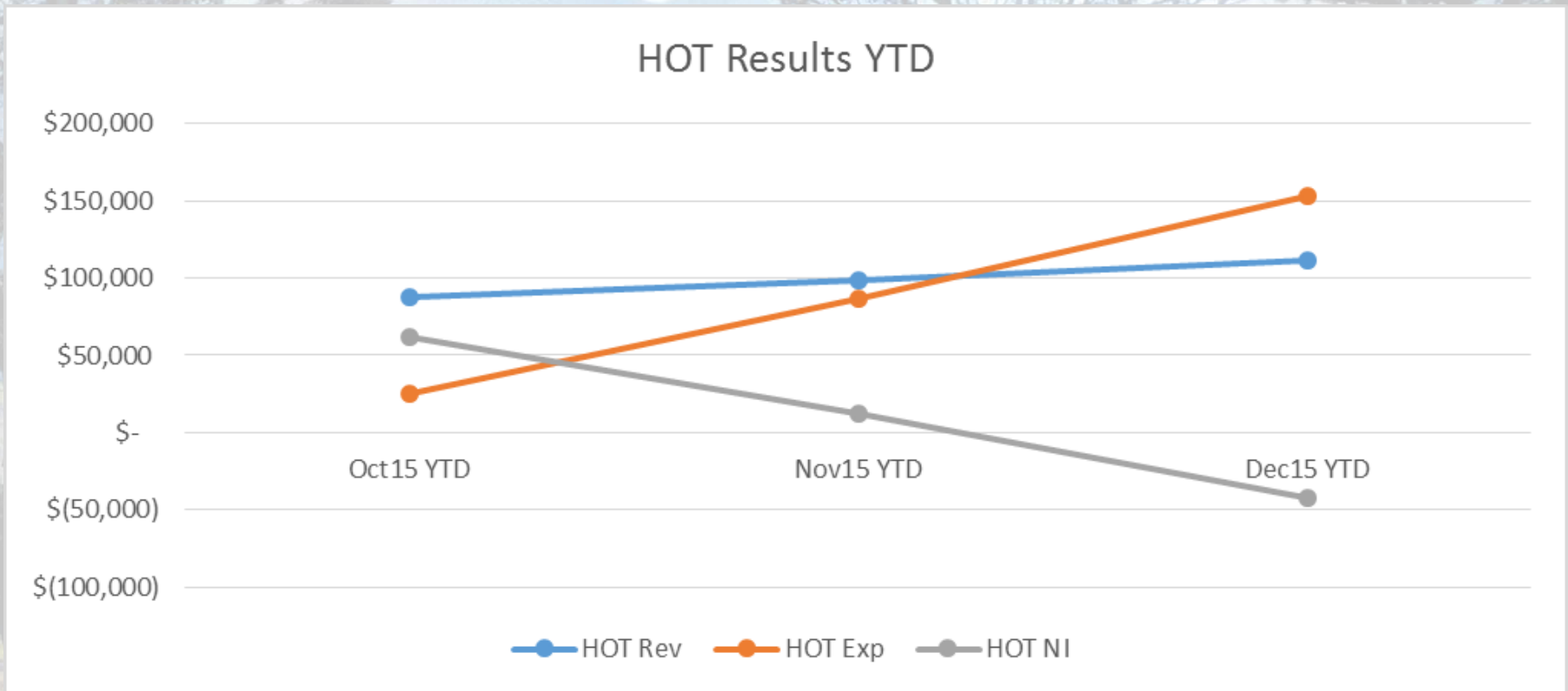
Water/Sewer/Sanitation - 04



Airport - 05

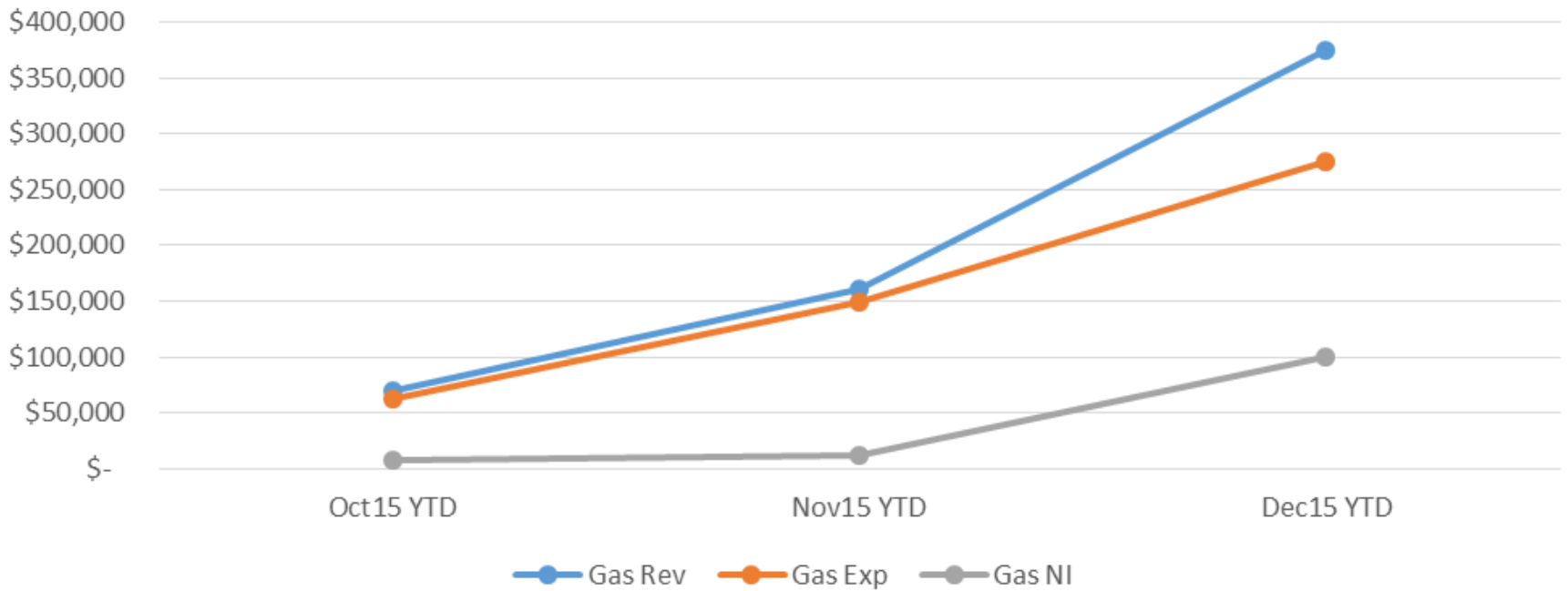


Hotel Occupancy Tax - 06



Gas - 08

Gas Results YTD



Quarterly Investment Report

CITY OF ALPINE QUARTERLY COUNCIL REPORT FY 2014 - 2015 4TH QUARTER INVESTMENT REPORT								
ACCOUNT TYPE	PURCHASE DATE	MATURITY DATE	INTEREST	INTEREST / DIVIDEND EARNED	BOOK VALUE	MARKET VALUE	CHANGE AMOUNT	Fund Distribution
TexStar	N/A	On Demand	0.0994%	\$0.01	\$574.85	\$574.85	\$0.00	All Funds
TXClass - Capital Improvements	N/A	On Demand	0.1900%	\$0.00	\$0.00	\$0.00	\$0.00	General Fund
TXClass - Airport Reserve	8/10/2015	On Demand	0.1900%	\$23.10	\$82,986.23	\$82,986.23	\$0.00	Airport
TXClass - HOT Reserve	8/11/2015	On Demand	0.1900%	\$20.98	\$80,020.98	\$80,020.98	\$0.00	Tourism
VIRTUS	2/15/2015	On Demand		\$0.64	\$146.84	\$99.43	-\$47.41	Gas