

City Council Meeting June 21, 2016

City Manager Report



TCEQ Enforcement Order

- Enforcement Order 20140519MLM-B
- Scheduled to be heard by their Board on July 6, 2016
- Anticipate it will be approved as recommended.
- Critical items for City to complete will be:
 - Clean out of old Oxidation Ditch
 - Installation of Aerator
 - We have already procured 2nd Sludgemate Dewatering Box
 - Administrative Team has plan in place to handle all reporting and timelines associated with final Order

Monthly Financial Readout



Year-over-Year Trending

	Oct14 YTD	Nov14 YTD	Dec14 YTD	Jan15 YTD	Feb15 YTD	Mar15 YTD	Apr15 YTD	May15 YTD
GF Rev	\$ 267,628	\$ 557,677	\$ 1,057,210	\$ 1,800,764	\$ 2,176,058	\$ 2,470,422	\$ 2,669,199	\$ 2,843,242
GF Exp	\$ 225,144	\$ 531,933	\$ 790,368	\$ 1,128,110	\$ 1,367,183	\$ 1,627,185	\$ 1,912,676	\$ 2,162,978
GF NI	\$ 42,484	\$ 25,744	\$ 266,842	\$ 672,654	\$ 808,875	\$ 843,237	\$ 756,523	\$ 680,264
	Oct15 YTD	Nov15 YTD	Dec15 YTD	Jan16 YTD	Feb16 YTD	Mar16 YTD	Apr16 YTD	May16 YTD
GF Rev	\$ 314,176	\$ 603,778	\$ 1,138,428	\$ 1,942,522	\$ 2,292,338	\$ 2,474,969	\$ 2,835,261	\$ 3,005,735
GF Exp	\$ 221,162	\$ 513,563	\$ 856,732	\$ 1,117,072	\$ 1,337,539	\$ 1,647,437	\$ 2,002,083	\$ 2,274,346
GF NI	\$ 93,014	\$ 90,216	\$ 281,696	\$ 825,450	\$ 954,799	\$ 827,532	\$ 833,178	\$ 731,390
	Oct14 YTD	Nov14 YTD	Dec14 YTD	Jan15 YTD	Feb15 YTD	Mar15 YTD	Apr15 YTD	May15 YTD
W/S/S Rev	\$ 326,641	\$ 653,052	\$ 945,211	\$ 1,278,191	\$ 1,561,808	\$ 1,929,243	\$ 2,226,054	\$ 2,589,053
W/S/S Exp	\$ 74,814	\$ 420,786	\$ 926,403	\$ 1,235,706	\$ 1,455,882	\$ 1,749,222	\$ 2,039,391	\$ 2,360,597
W/S/S NI	\$ 251,826	\$ 232,266	\$ 18,808	\$ 42,485	\$ 105,926	\$ 180,021	\$ 186,663	\$ 228,457
	Oct15 YTD	Nov15 YTD	Dec15 YTD	Jan16 YTD	Feb16 YTD	Mar16 YTD	Apr16 YTD	May16 YTD
W/S/S Rev	\$ 344,192	\$ 668,178	\$ 984,868	\$ 992,742	\$ 1,578,359	\$ 1,911,775	\$ 2,285,733	\$ 2,662,820
W/S/S Exp	\$ 203,415	\$ 461,342	\$ 1,141,859	\$ 1,236,132	\$ 1,450,971	\$ 1,703,282	\$ 2,014,794	\$ 2,326,979
W/S/S NI	\$ 140,777	\$ 206,837	\$ (156,991)	\$ (243,390)	\$ 127,388	\$ 208,493	\$ 270,938	\$ 335,840

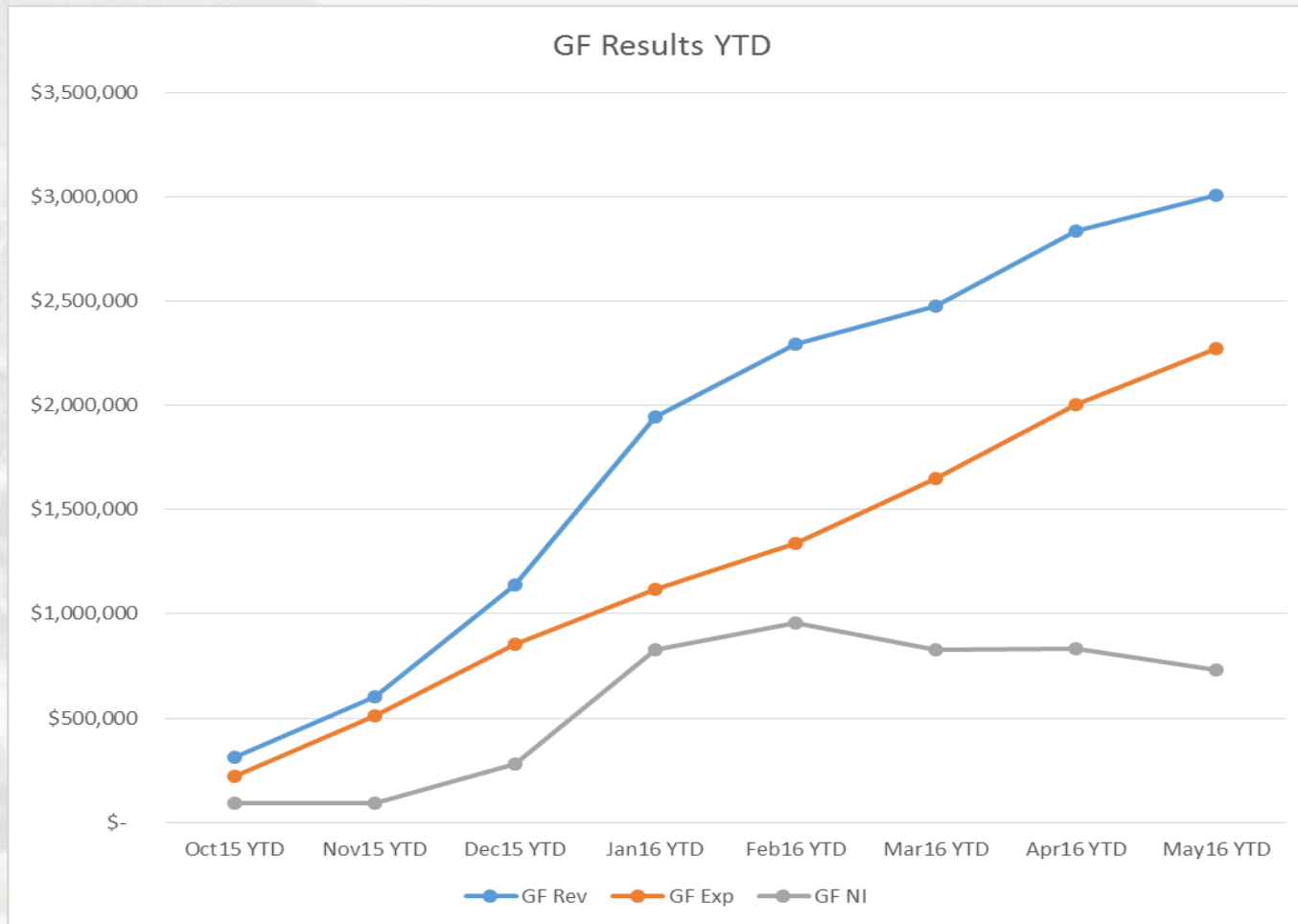
- General fund overall performing better than last year. Expect continued expenditures related to paving and parks through summer months.
- Water/Sewer billing dollar amounts trending similar to last year.

Y-o-Y pt 2

	Oct14 YTD	Nov14 YTD	Dec14 YTD	Jan15 YTD	Feb15 YTD	Mar15 YTD	Apr15 YTD	May15 YTD
Airport Rev	\$ 45,675	\$ 106,679	\$ 162,560	\$ 194,175	\$ 251,080	\$ 282,056	\$ 330,758	\$ 372,428
Airport Exp	\$ 68,213	\$ 125,159	\$ 157,803	\$ 210,345	\$ 235,532	\$ 268,352	\$ 309,963	\$ 362,285
Airport NI	\$ (22,537)	\$ (18,480)	\$ 4,757	\$ (16,170)	\$ 15,548	\$ 13,704	\$ 20,795	\$ 10,143
	Oct15 YTD	Nov15 YTD	Dec15 YTD	Jan16 YTD	Feb16 YTD	Mar16 YTD	Apr16 YTD	May16 YTD
Airport Rev	\$ 37,316	\$ 81,484	\$ 146,533	\$ 170,243	\$ 249,158	\$ 275,348	\$ 314,447	\$ 499,877
Airport Exp	\$ 52,093	\$ 84,752	\$ 158,728	\$ 185,464	\$ 237,822	\$ 300,528	\$ 333,526	\$ 542,088
Airport NI	\$ (14,777)	\$ (3,268)	\$ (12,195)	\$ (15,221)	\$ 11,336	\$ (25,180)	\$ (19,079)	\$ (42,211)
	Oct14 YTD	Nov14 YTD	Dec14 YTD	Jan15 YTD	Feb15 YTD	Mar15 YTD	Apr15 YTD	May15 YTD
HOT Rev	\$ 83,377	\$ 112,617	\$ 117,233	\$ 204,610	\$ 212,570	\$ 217,709	\$ 306,405	\$ 334,955
HOT Exp	\$ 3,679	\$ 46,401	\$ 84,561	\$ 101,017	\$ 109,749	\$ 118,357	\$ 147,428	\$ 179,316
HOT NI	\$ 79,698	\$ 66,216	\$ 32,672	\$ 103,593	\$ 102,821	\$ 99,352	\$ 158,977	\$ 155,639
	Oct15 YTD	Nov15 YTD	Dec15 YTD	Jan16 YTD	Feb16 YTD	Mar16 YTD	Apr16 YTD	May16 YTD
HOT Rev	\$ 87,243	\$ 99,085	\$ 111,606	\$ 197,309	\$ 202,297	\$ 212,232	\$ 304,576	\$ 319,370
HOT Exp	\$ 25,235	\$ 86,637	\$ 153,630	\$ 180,283	\$ 206,251	\$ 251,927	\$ 270,031	\$ 289,310
HOT NI	\$ 62,008	\$ 12,447	\$ (42,024)	\$ 17,026	\$ (3,953)	\$ (39,695)	\$ 34,546	\$ 30,060
	Oct14 YTD	Nov14 YTD	Dec14 YTD	Jan15 YTD	Feb15 YTD	Mar15 YTD	Apr15 YTD	May15 YTD
Gas Rev	\$ 77,901	\$ 172,467	\$ 429,920	\$ 787,084	\$ 1,138,661	\$ 1,422,467	\$ 1,625,231	\$ 1,734,963
Gas Exp	\$ 43,762	\$ 152,275	\$ 256,285	\$ 426,394	\$ 603,019	\$ 844,930	\$ 927,249	\$ 1,108,425
Gas NI	\$ 34,139	\$ 20,192	\$ 173,635	\$ 360,690	\$ 535,642	\$ 577,537	\$ 697,982	\$ 626,537
	Oct15 YTD	Nov15 YTD	Dec15 YTD	Jan16 YTD	Feb16 YTD	Mar16 YTD	Apr16 YTD	May16 YTD
Gas Rev	\$ 69,765	\$ 160,335	\$ 374,616	\$ 710,842	\$ 1,001,641	\$ 1,225,257	\$ 1,388,574	\$ 1,489,620
Gas Exp	\$ 62,682	\$ 148,913	\$ 274,721	\$ 526,378	\$ 579,789	\$ 836,018	\$ 1,026,702	\$ 1,111,876
Gas NI	\$ 7,083	\$ 11,422	\$ 99,895	\$ 184,463	\$ 421,852	\$ 389,239	\$ 361,872	\$ 377,745

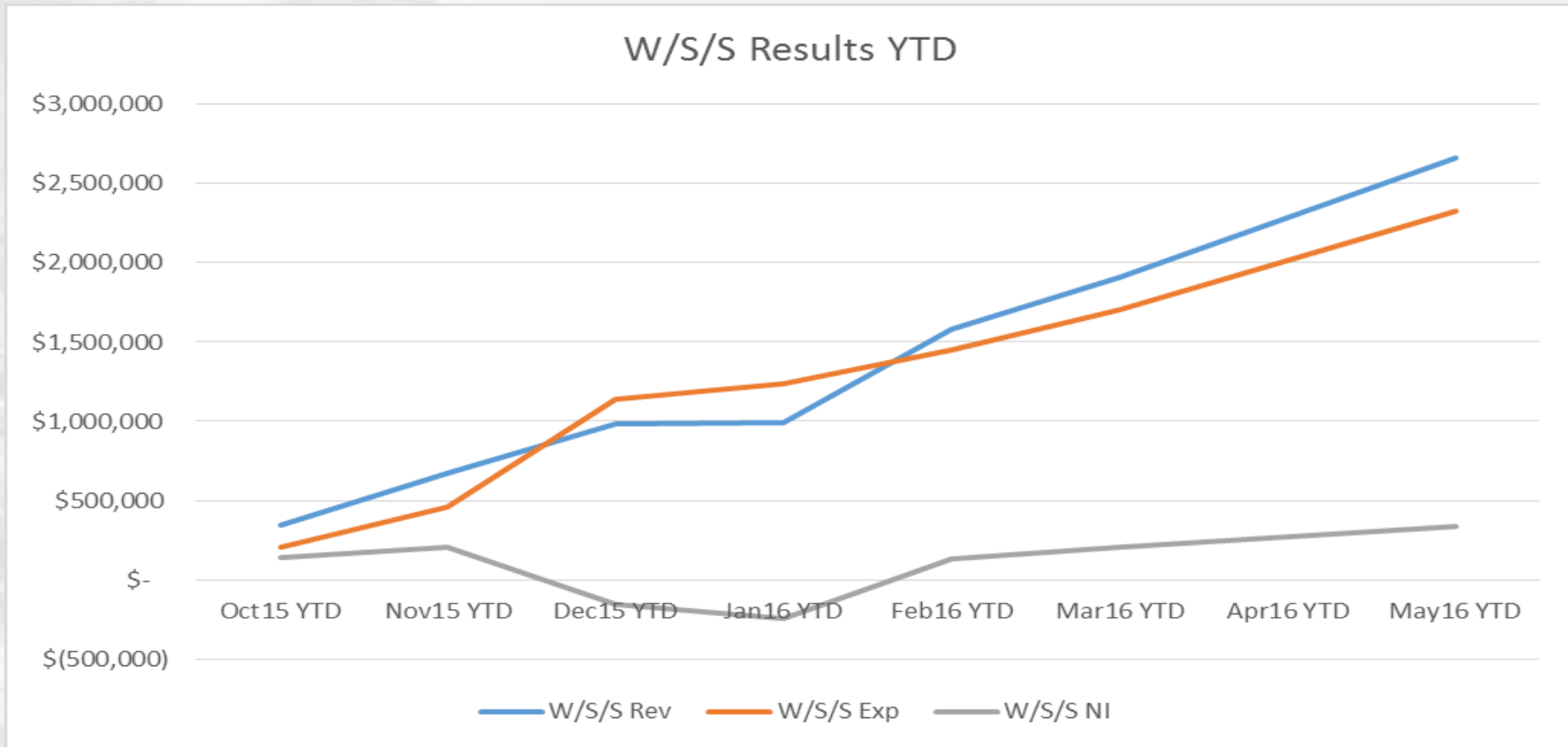
- Airport crack seal expenditures depicted in May
- HOT Revenues slightly down this year
- Gas – lower revenues due to warmer winter

General Fund



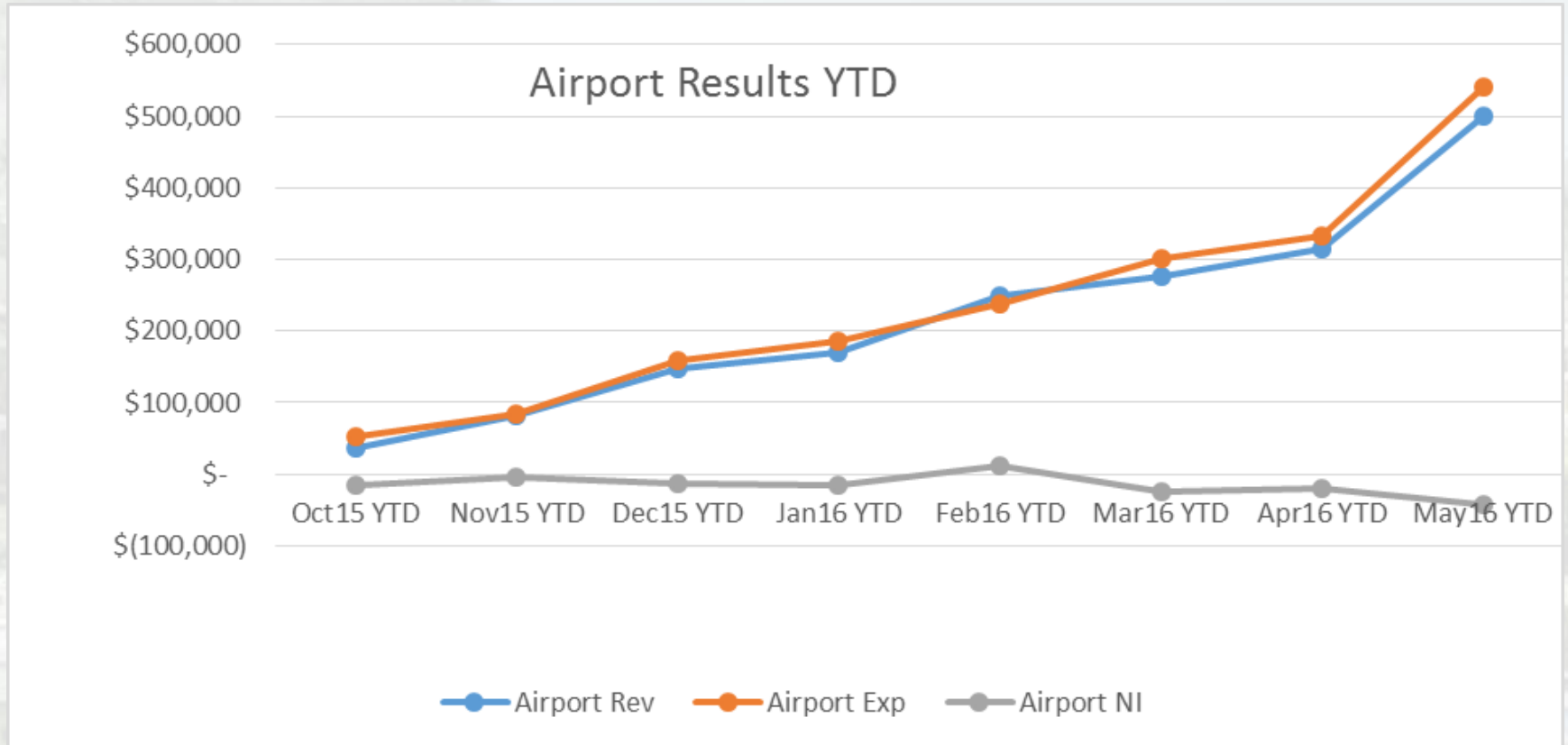
- 97% of budgeted Ad Valorem revenue realized (line item 0534)
- 93% of budgeted Animal Control revenue realized (line item 0538)
- 74% of City Sales Tax revenue realized (line item 0548-0401)
- Net Income trend typical for summer months

Water/Sewer/Sanitation



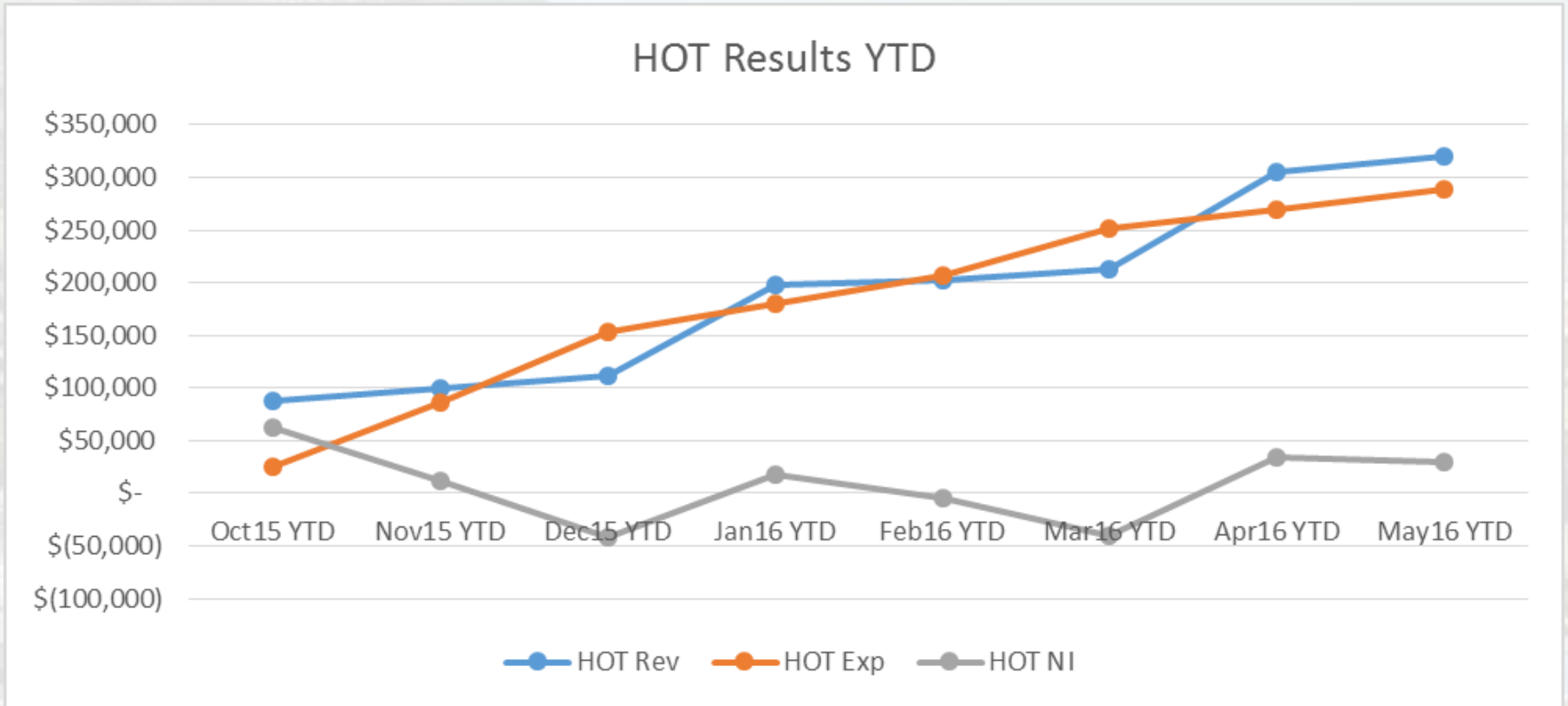
- Year over Year trending consistent with 2015
- Working on audit related to non-functioning and non-read meters
- Continue to work through billing transition – installed printer receipt this month. Anticipate recommended changes through budgetary process this year.
- Hired PT person reviewing all accounts

Airport



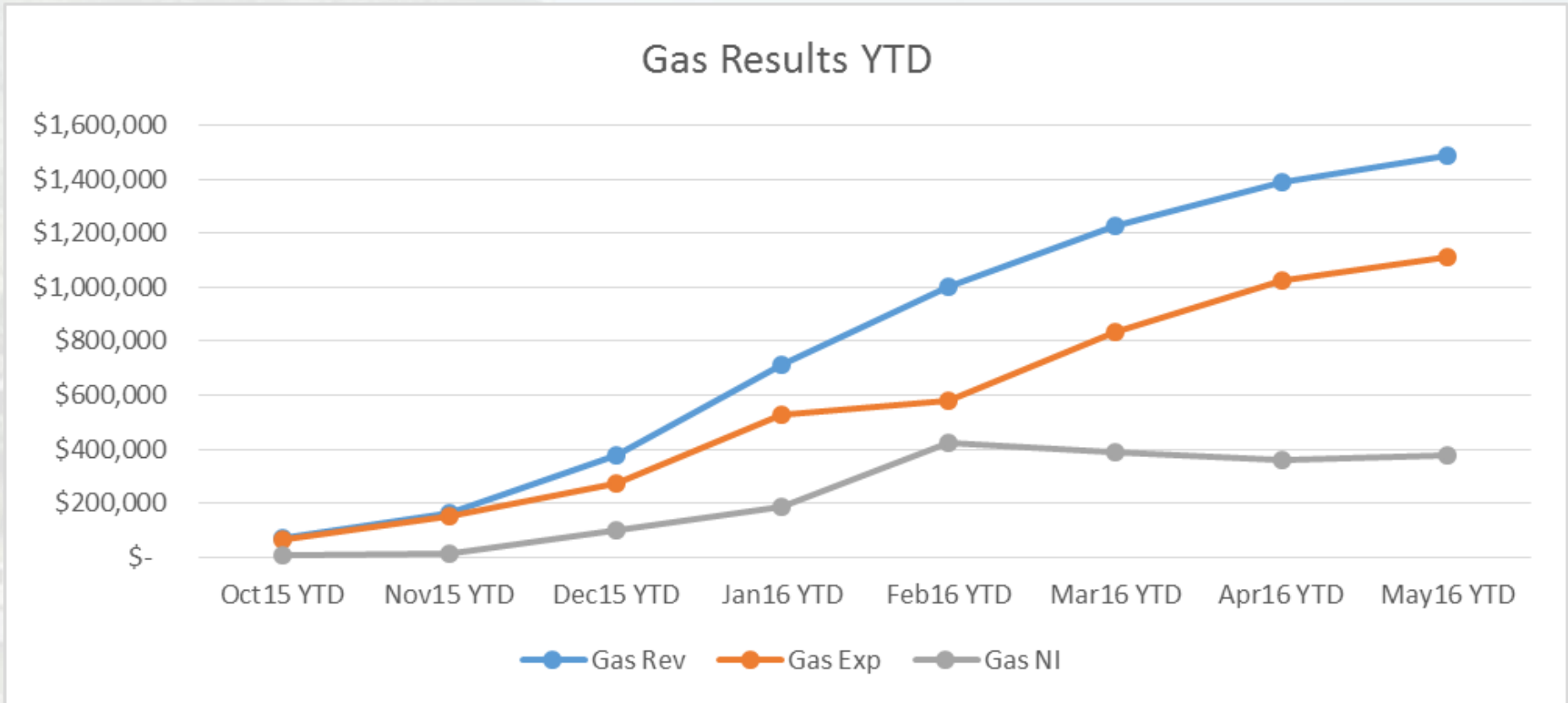
- Revenue and expense increases tied to crack-seal project
- Engineering in progress for larger capital project approved through City and TxDOT Aviation

Hotel Occupancy Tax



- Revenues are slightly down from this past year. With Quarter 7 Hotel back on line, we expect to make up the difference.
- Anticipate a great summer with multiple theater events, Viva Big Bend, 4th of July – Fiesta del Barrio, Big Bend Ranch Rodeo, Baseball and sooo much more....

Gas Department



- Continue expenditure rate to ensure we execute on our DIMP program. Currently, focused on retiring steel lines no longer in use.
- Warm winter allowed for less usage by citizens.
- New billing location coming soon.

Monthly Financials

- Checking Accounts: All continue to perform at expectation. We still monitor the General Fund closely. Fund 04 and Fund 08 are in very good position.
- Potential Budget Amendments after Q3
 - Airport
 - Building Maintenance in General Fund. Contemplating budgeting those dollars in one department next year.
- Staff continues to work to make reports and data available on the City website and welcomes questions and dialogue from the community.