

City Council Meeting July 19, 2016

City Manager Report

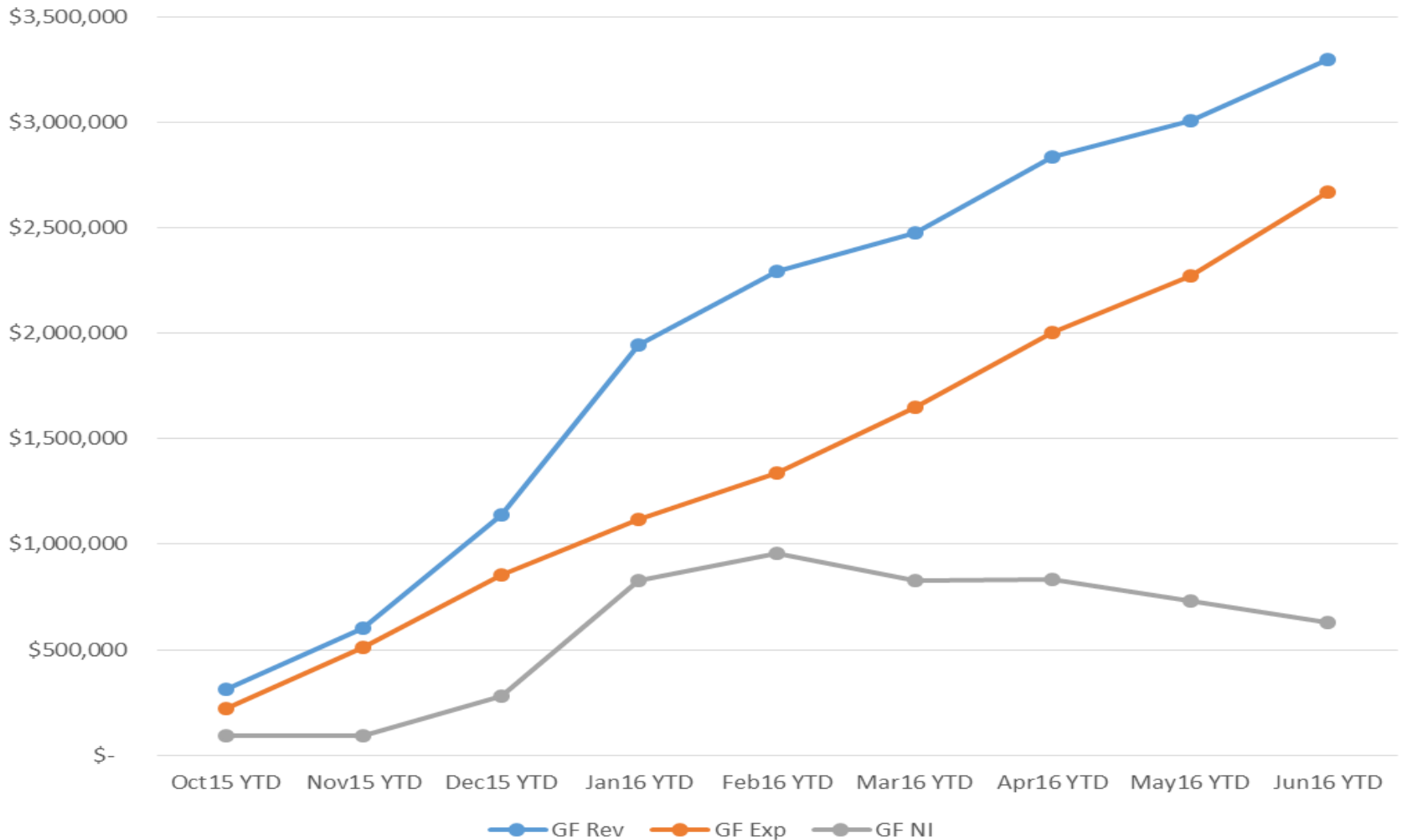


Monthly Financial Readout

- Ran data through July 5th to capture bills received early in month
 - As we enter last quarter we work with Department heads on completion of goals through fiscal year
- Megan completing work on Specified Activity Report related to 'Due-To / Due-Froms'
 - System originally set up to run all checks for all funds through General Fund
 - We currently use the General Fund for All Payroll and General Fund Activities
 - Each Fund pays their own bills
 - Will complete before end of this fiscal year

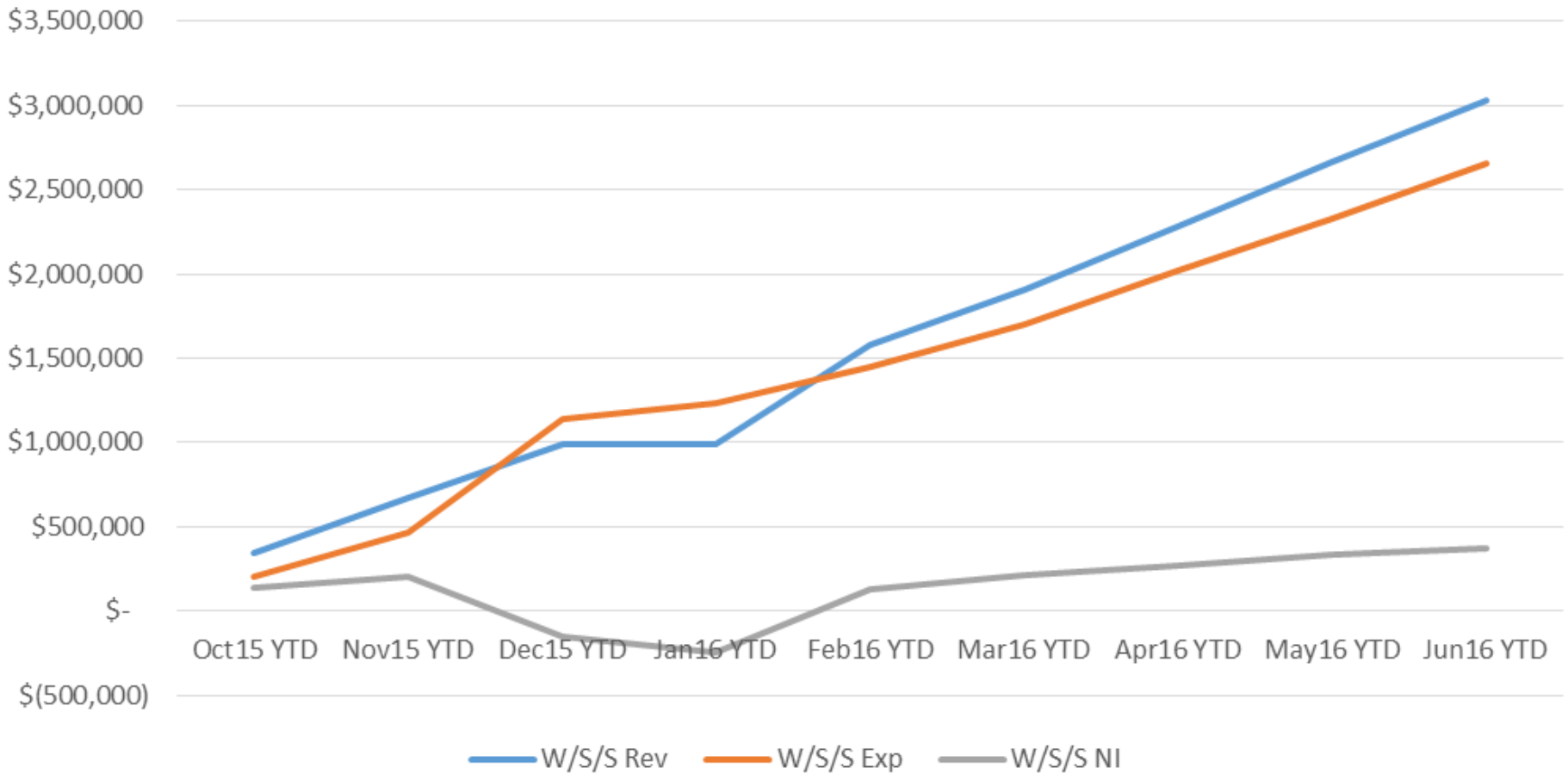
| | Oct14 YTD | Nov14 YTD | Dec14 YTD | Jan15 YTD | Feb15 YTD | Mar15 YTD | Apr15 YTD | May15 YTD | Jun15 YTD | Jul15 YTD | Aug15 YTD | Sep15 YTD |
|-------------|-------------|-------------|--------------|--------------|--------------|--------------|--------------|--------------|--------------|--------------|--------------|--------------|
| GF Rev | \$ 267,628 | \$ 557,677 | \$ 1,057,210 | \$ 1,800,764 | \$ 2,176,058 | \$ 2,470,422 | \$ 2,669,199 | \$ 2,843,242 | \$ 3,101,213 | \$ 3,302,000 | \$ 3,568,689 | \$ 3,791,339 |
| GF Exp | \$ 225,144 | \$ 531,933 | \$ 790,368 | \$ 1,128,110 | \$ 1,367,183 | \$ 1,627,185 | \$ 1,912,676 | \$ 2,162,978 | \$ 2,438,929 | \$ 2,878,756 | \$ 3,148,059 | \$ 3,436,776 |
| GF NI | \$ 42,484 | \$ 25,744 | \$ 266,842 | \$ 672,654 | \$ 808,875 | \$ 843,237 | \$ 756,523 | \$ 680,264 | \$ 662,285 | \$ 423,245 | \$ 420,629 | \$ 354,563 |
| | Oct15 YTD | Nov15 YTD | Dec15 YTD | Jan16 YTD | Feb16 YTD | Mar16 YTD | Apr16 YTD | May16 YTD | Jun16 YTD | Jul16 YTD | Aug16 YTD | Sep16 YTD |
| GF Rev | \$ 314,176 | \$ 603,778 | \$ 1,138,428 | \$ 1,942,522 | \$ 2,292,338 | \$ 2,474,969 | \$ 2,835,261 | \$ 3,005,735 | \$ 3,299,911 | | | |
| GF Exp | \$ 221,162 | \$ 513,563 | \$ 856,732 | \$ 1,117,072 | \$ 1,337,539 | \$ 1,647,437 | \$ 2,002,083 | \$ 2,274,346 | \$ 2,669,615 | | | |
| GF NI | \$ 93,014 | \$ 90,216 | \$ 281,696 | \$ 825,450 | \$ 954,799 | \$ 827,532 | \$ 833,178 | \$ 731,390 | \$ 630,296 | | | |
| | Oct14 YTD | Nov14 YTD | Dec14 YTD | Jan15 YTD | Feb15 YTD | Mar15 YTD | Apr15 YTD | May15 YTD | Jun15 YTD | Jul15 YTD | Aug15 YTD | Sep15 YTD |
| W/S/S Rev | \$ 326,641 | \$ 653,052 | \$ 945,211 | \$ 1,278,191 | \$ 1,561,808 | \$ 1,929,243 | \$ 2,226,054 | \$ 2,589,053 | \$ 2,912,332 | \$ 3,264,844 | \$ 3,632,389 | \$ 3,980,300 |
| W/S/S Exp | \$ 74,814 | \$ 420,786 | \$ 926,403 | \$ 1,235,706 | \$ 1,455,882 | \$ 1,749,222 | \$ 2,039,391 | \$ 2,360,597 | \$ 2,543,020 | \$ 2,951,709 | \$ 3,052,752 | \$ 3,406,551 |
| W/S/S NI | \$ 251,826 | \$ 232,266 | \$ 18,808 | \$ 42,485 | \$ 105,926 | \$ 180,021 | \$ 186,663 | \$ 228,457 | \$ 369,312 | \$ 313,135 | \$ 579,637 | \$ 573,749 |
| | Oct15 YTD | Nov15 YTD | Dec15 YTD | Jan16 YTD | Feb16 YTD | Mar16 YTD | Apr16 YTD | May16 YTD | Jun16 YTD | Jul16 YTD | Aug16 YTD | Sep16 YTD |
| W/S/S Rev | \$ 344,192 | \$ 668,178 | \$ 984,868 | \$ 992,742 | \$ 1,578,359 | \$ 1,911,775 | \$ 2,285,733 | \$ 2,662,820 | \$ 3,029,230 | | | |
| W/S/S Exp | \$ 203,415 | \$ 461,342 | \$ 1,141,859 | \$ 1,236,132 | \$ 1,450,971 | \$ 1,703,282 | \$ 2,014,794 | \$ 2,326,979 | \$ 2,654,829 | | | |
| W/S/S NI | \$ 140,777 | \$ 206,837 | \$ (156,991) | \$ (243,390) | \$ 127,388 | \$ 208,493 | \$ 270,938 | \$ 335,840 | \$ 374,400 | | | |
| | Oct14 YTD | Nov14 YTD | Dec14 YTD | Jan15 YTD | Feb15 YTD | Mar15 YTD | Apr15 YTD | May15 YTD | Jun15 YTD | Jul15 YTD | Aug15 YTD | Sep15 YTD |
| Airport Rev | \$ 45,675 | \$ 106,679 | \$ 162,560 | \$ 194,175 | \$ 251,080 | \$ 282,056 | \$ 330,758 | \$ 372,428 | \$ 407,848 | \$ 475,106 | \$ 529,200 | \$ 568,131 |
| Airport Exp | \$ 68,213 | \$ 125,159 | \$ 157,803 | \$ 210,345 | \$ 235,532 | \$ 268,352 | \$ 309,963 | \$ 362,285 | \$ 392,863 | \$ 453,298 | \$ 479,881 | \$ 560,002 |
| Airport NI | \$ (22,537) | \$ (18,480) | \$ 4,757 | \$ (16,170) | \$ 15,548 | \$ 13,704 | \$ 20,795 | \$ 10,143 | \$ 14,985 | \$ 21,808 | \$ 49,319 | \$ 8,129 |
| | Oct15 YTD | Nov15 YTD | Dec15 YTD | Jan16 YTD | Feb16 YTD | Mar16 YTD | Apr16 YTD | May16 YTD | Jun16 YTD | Jul16 YTD | Aug16 YTD | Sep16 YTD |
| Airport Rev | \$ 37,316 | \$ 81,484 | \$ 146,533 | \$ 170,243 | \$ 249,158 | \$ 275,348 | \$ 314,447 | \$ 499,877 | \$ 538,406 | | | |
| Airport Exp | \$ 52,093 | \$ 84,752 | \$ 158,728 | \$ 185,464 | \$ 237,822 | \$ 300,528 | \$ 333,526 | \$ 542,088 | \$ 603,075 | | | |
| Airport NI | \$ (14,777) | \$ (3,268) | \$ (12,195) | \$ (15,221) | \$ 11,336 | \$ (25,180) | \$ (19,079) | \$ (42,211) | \$ (64,669) | | | |
| | Oct14 YTD | Nov14 YTD | Dec14 YTD | Jan15 YTD | Feb15 YTD | Mar15 YTD | Apr15 YTD | May15 YTD | Jun15 YTD | Jul15 YTD | Aug15 YTD | Sep15 YTD |
| HOT Rev | \$ 83,377 | \$ 112,617 | \$ 117,233 | \$ 204,610 | \$ 212,570 | \$ 217,709 | \$ 306,405 | \$ 334,955 | \$ 339,463 | \$ 449,526 | \$ 455,241 | \$ 462,420 |
| HOT Exp | \$ 3,679 | \$ 46,401 | \$ 84,561 | \$ 101,017 | \$ 109,749 | \$ 118,357 | \$ 147,428 | \$ 179,316 | \$ 223,947 | \$ 310,513 | \$ 326,623 | \$ 385,211 |
| HOT NI | \$ 79,698 | \$ 66,216 | \$ 32,672 | \$ 103,593 | \$ 102,821 | \$ 99,352 | \$ 158,977 | \$ 155,639 | \$ 115,516 | \$ 139,013 | \$ 128,617 | \$ 77,209 |
| | Oct15 YTD | Nov15 YTD | Dec15 YTD | Jan16 YTD | Feb16 YTD | Mar16 YTD | Apr16 YTD | May16 YTD | Jun16 YTD | Jul16 YTD | Aug16 YTD | Sep16 YTD |
| HOT Rev | \$ 87,243 | \$ 99,085 | \$ 111,606 | \$ 197,309 | \$ 202,297 | \$ 212,232 | \$ 304,576 | \$ 319,370 | \$ 336,477 | | | |
| HOT Exp | \$ 25,235 | \$ 86,637 | \$ 153,630 | \$ 180,283 | \$ 206,251 | \$ 251,927 | \$ 270,031 | \$ 289,310 | \$ 330,907 | | | |
| HOT NI | \$ 62,008 | \$ 12,447 | \$ (42,024) | \$ 17,026 | \$ (3,953) | \$ (39,695) | \$ 34,546 | \$ 30,060 | \$ 5,570 | | | |
| | Oct14 YTD | Nov14 YTD | Dec14 YTD | Jan15 YTD | Feb15 YTD | Mar15 YTD | Apr15 YTD | May15 YTD | Jun15 YTD | Jul15 YTD | Aug15 YTD | Sep15 YTD |
| Gas Rev | \$ 77,901 | \$ 172,467 | \$ 429,920 | \$ 787,084 | \$ 1,138,661 | \$ 1,422,467 | \$ 1,625,231 | \$ 1,734,963 | \$ 1,806,680 | \$ 1,881,025 | \$ 1,944,843 | \$ 2,007,330 |
| Gas Exp | \$ 43,762 | \$ 152,275 | \$ 256,285 | \$ 426,394 | \$ 603,019 | \$ 844,930 | \$ 927,249 | \$ 1,108,425 | \$ 1,318,706 | \$ 1,504,418 | \$ 1,561,203 | \$ 1,744,482 |
| Gas NI | \$ 34,139 | \$ 20,192 | \$ 173,635 | \$ 360,690 | \$ 535,642 | \$ 577,537 | \$ 697,982 | \$ 626,537 | \$ 487,974 | \$ 376,607 | \$ 383,640 | \$ 262,847 |
| | Oct15 YTD | Nov15 YTD | Dec15 YTD | Jan16 YTD | Feb16 YTD | Mar16 YTD | Apr16 YTD | May16 YTD | Jun16 YTD | Jul16 YTD | Aug16 YTD | Sep16 YTD |
| Gas Rev | \$ 69,765 | \$ 160,335 | \$ 374,616 | \$ 710,842 | \$ 1,001,641 | \$ 1,225,257 | \$ 1,388,574 | \$ 1,489,620 | \$ 1,579,164 | | | |
| Gas Exp | \$ 62,682 | \$ 148,913 | \$ 274,721 | \$ 526,378 | \$ 579,789 | \$ 836,018 | \$ 1,026,702 | \$ 1,111,876 | \$ 1,257,587 | | | |
| Gas NI | \$ 7,083 | \$ 11,422 | \$ 99,895 | \$ 184,463 | \$ 421,852 | \$ 389,239 | \$ 361,872 | \$ 377,745 | \$ 321,577 | | | |

GF Results YTD

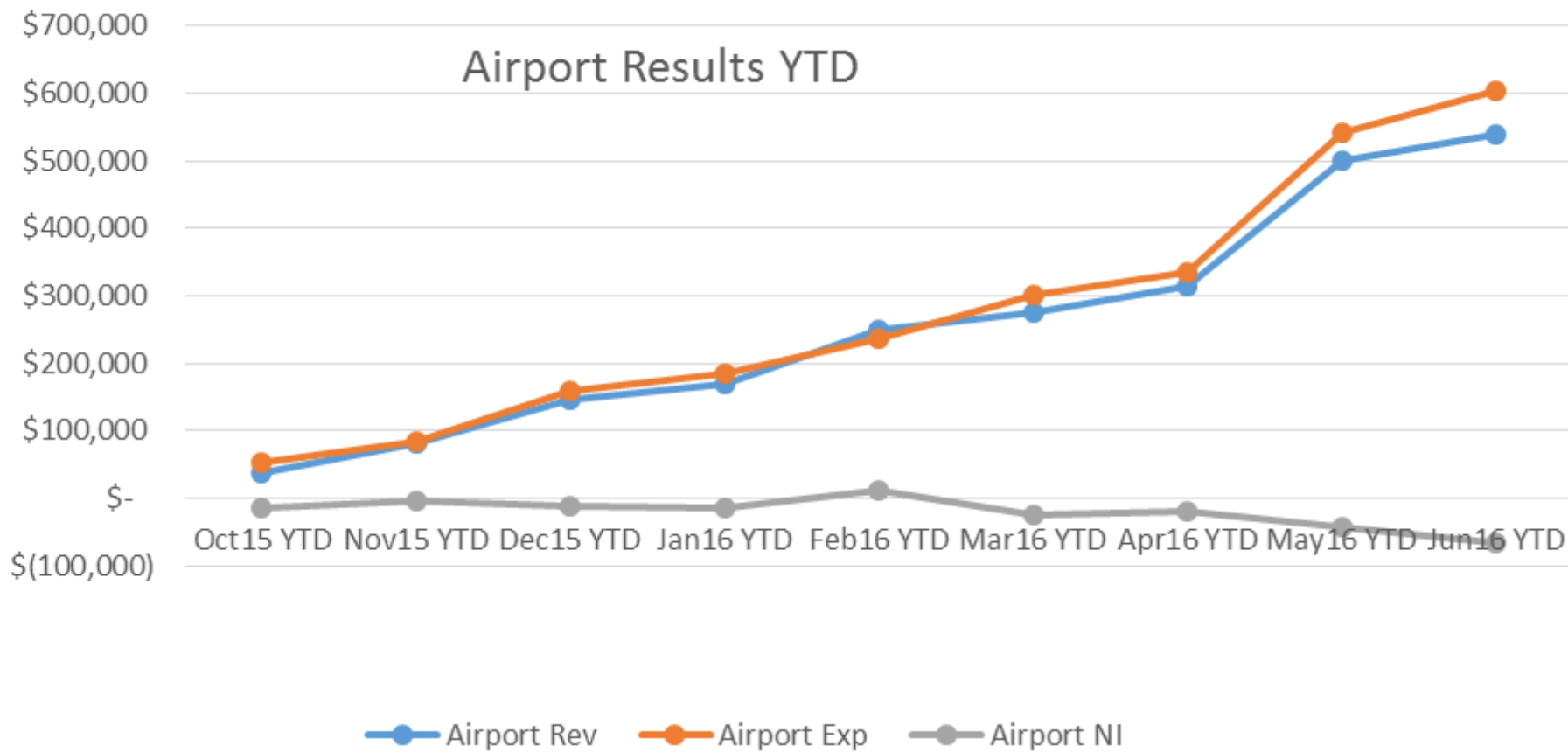


- Ad Valorem Tax – 99% of annual budgeted expectation
- Sales Tax – 83% of annual budgeted expectation - \$107.7K over
- Anticipate more spending on Paving Materials through rest of fiscal year

W/S/S Results YTD

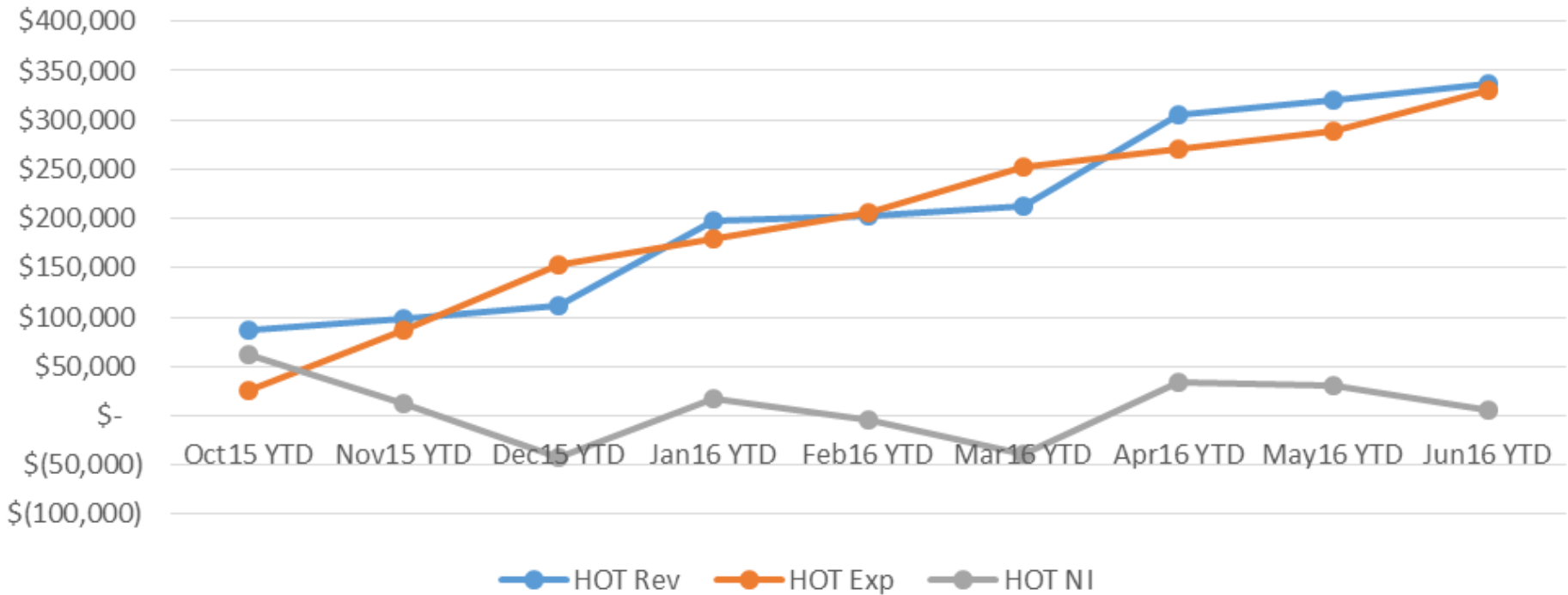


- Hot weather leading to more water usage
- Reviewing capital projects to ensure completion during this fiscal year (fire hydrants, aerator, bar screen, etc...)
- SWAC grant completed in July



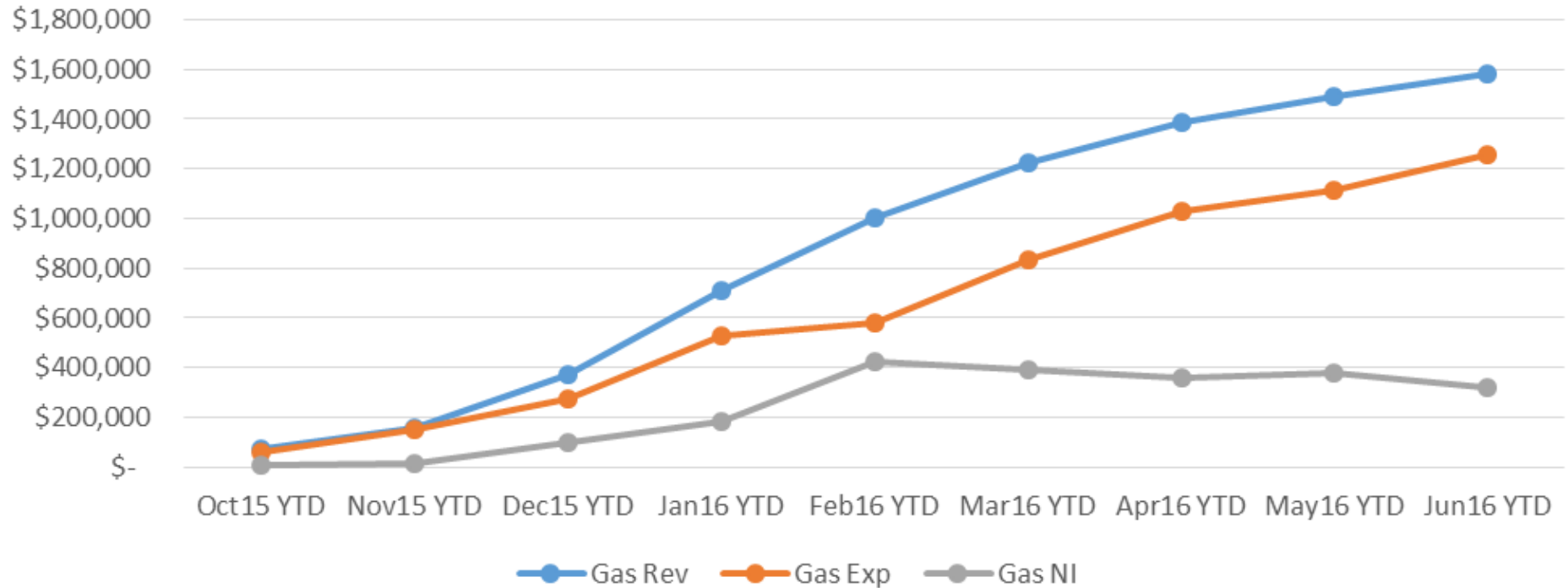
- Significant investment in Airport property this year – crack seal and new taxiways
- Preliminary design review meeting with TxDOT and Lochner Engineering this month.
- Checking account balance for monthly operations continues to be in good standing

HOT Results YTD



- Feedback to Tourism Directors from Hoteliers continues to be positive
- Summer activities are robust for community
- Next four weekends have key annual events
- Some spending in retail establishments is lower than expected

Gas Results YTD



- Annual DIMP program is on target for completion
- Reviewing capital purchases budgeted and not complete for year – primarily vehicles
- Provide support back to Water/Sewer field work as necessary

Alpine PD Update

- Continue to answer 500+ calls for service per month – on average
- Burglary article in the most recent edition of Alpine Avalanche
 - Encourage people to keep items put away and doors locked
 - Answer 20+ calls per month related to burglary, trespass, suspicious activity
- Pokemon App – leading to more activity with those playing the game