

City Council Meeting August 16, 2016

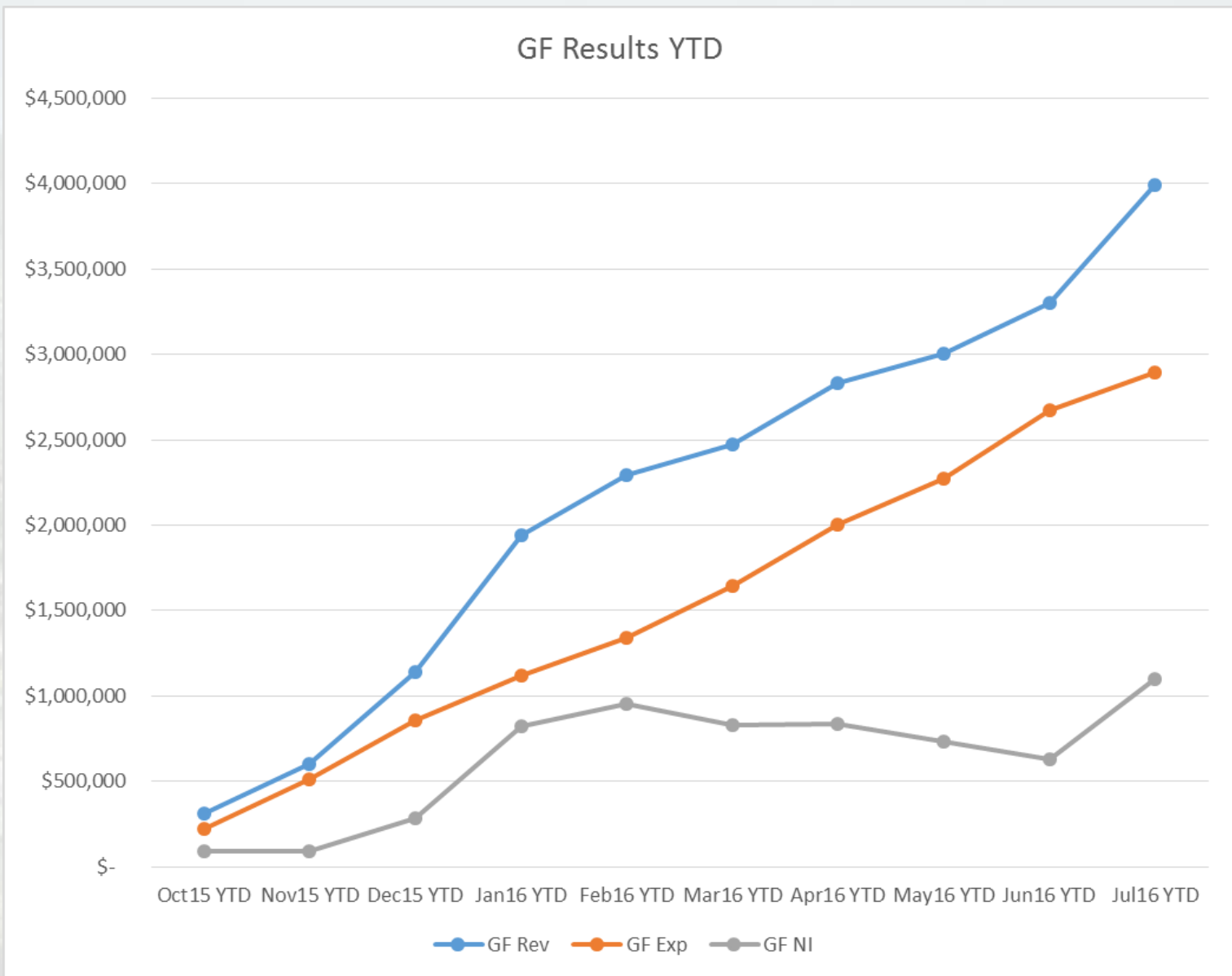
City Manager Report



Monthly Financial Readout

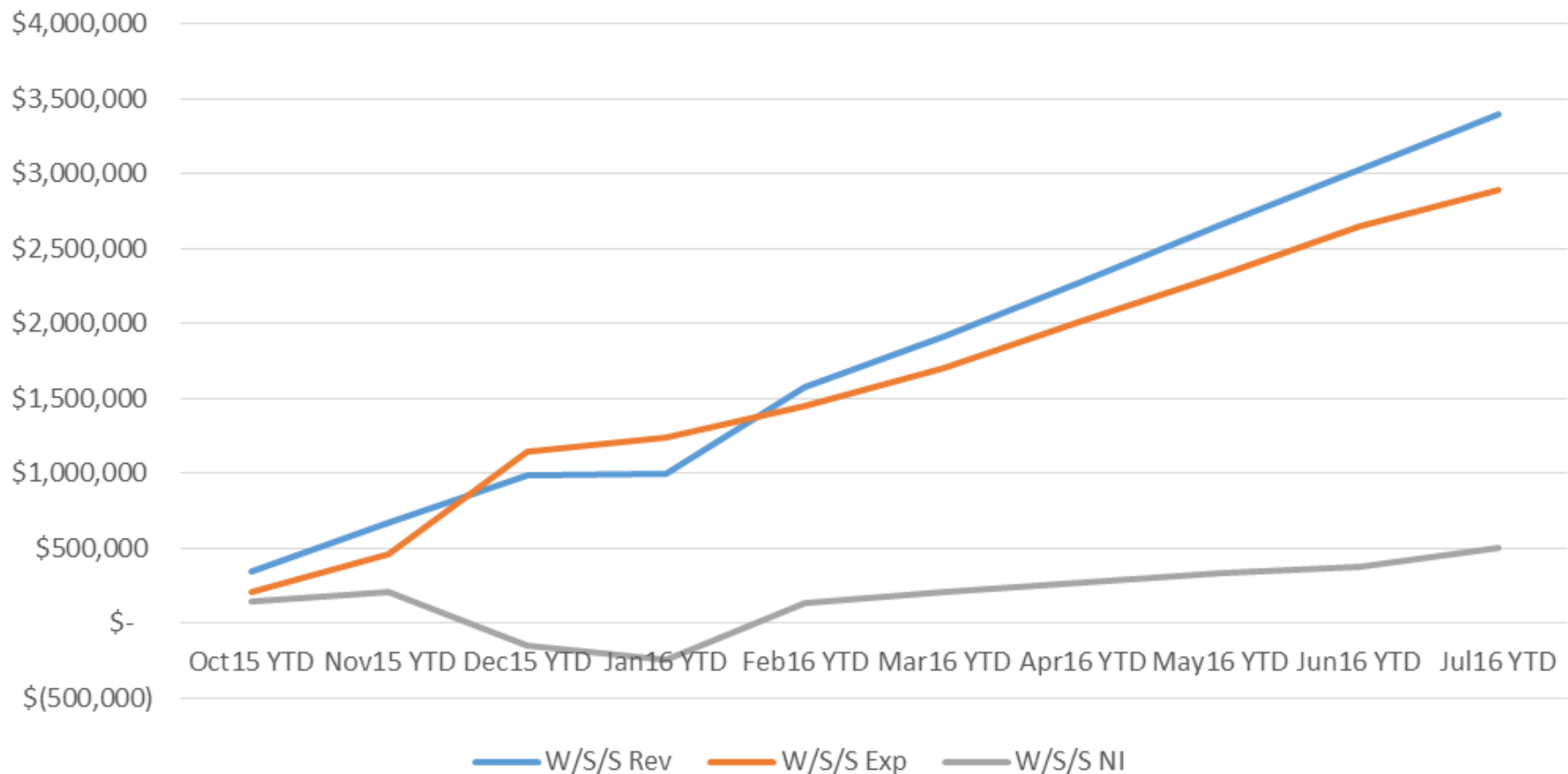
- Through 10 Months or 83.3% of year
- Line item 0102-0518 Set up for Road Project with Jarret Dirt Works - \$457,541.07
 - Represented in both the General Fund and Gas Department results this month
- Megan continues to work on completion of 'Due-To' 'Due-From' transactions we reviewed last month – Impacting Specified Activity Reporting
- On track to make budget commitments with all departments for this fiscal year

	Oct14 YTD	Nov14 YTD	Dec14 YTD	Jan15 YTD	Feb15 YTD	Mar15 YTD	Apr15 YTD	May15 YTD	Jun15 YTD	Jul15 YTD	Aug15 YTD	Sep15 YTD
GF Rev	\$ 267,628	\$ 557,677	\$ 1,057,210	\$ 1,800,764	\$ 2,176,058	\$ 2,470,422	\$ 2,669,199	\$ 2,843,242	\$ 3,101,213	\$ 3,302,000	\$ 3,568,689	\$ 3,791,339
GF Exp	\$ 225,144	\$ 531,933	\$ 790,368	\$ 1,128,110	\$ 1,367,183	\$ 1,627,185	\$ 1,912,676	\$ 2,162,978	\$ 2,438,929	\$ 2,878,756	\$ 3,148,059	\$ 3,436,776
GF NI	\$ 42,484	\$ 25,744	\$ 266,842	\$ 672,654	\$ 808,875	\$ 843,237	\$ 756,523	\$ 680,264	\$ 662,285	\$ 423,245	\$ 420,629	\$ 354,563
	Oct15 YTD	Nov15 YTD	Dec15 YTD	Jan16 YTD	Feb16 YTD	Mar16 YTD	Apr16 YTD	May16 YTD	Jun16 YTD	Jul16 YTD	Aug16 YTD	Sep16 YTD
GF Rev	\$ 314,176	\$ 603,778	\$ 1,138,428	\$ 1,942,522	\$ 2,292,338	\$ 2,474,969	\$ 2,835,261	\$ 3,005,735	\$ 3,299,911	\$ 3,991,225		
GF Exp	\$ 221,162	\$ 513,563	\$ 856,732	\$ 1,117,072	\$ 1,337,539	\$ 1,647,437	\$ 2,002,083	\$ 2,274,346	\$ 2,669,615	\$ 2,891,835		
GF NI	\$ 93,014	\$ 90,216	\$ 281,696	\$ 825,450	\$ 954,799	\$ 827,532	\$ 833,178	\$ 731,390	\$ 630,296	\$ 1,099,390		
	Oct14 YTD	Nov14 YTD	Dec14 YTD	Jan15 YTD	Feb15 YTD	Mar15 YTD	Apr15 YTD	May15 YTD	Jun15 YTD	Jul15 YTD	Aug15 YTD	Sep15 YTD
W/S/S Rev	\$ 326,641	\$ 653,052	\$ 945,211	\$ 1,278,191	\$ 1,561,808	\$ 1,929,243	\$ 2,226,054	\$ 2,589,053	\$ 2,912,332	\$ 3,264,844	\$ 3,632,389	\$ 3,980,300
W/S/S Exp	\$ 74,814	\$ 420,786	\$ 926,403	\$ 1,235,706	\$ 1,455,882	\$ 1,749,222	\$ 2,039,391	\$ 2,360,597	\$ 2,543,020	\$ 2,951,709	\$ 3,052,752	\$ 3,406,551
W/S/S NI	\$ 251,826	\$ 232,266	\$ 18,808	\$ 42,485	\$ 105,926	\$ 180,021	\$ 186,663	\$ 228,457	\$ 369,312	\$ 313,135	\$ 579,637	\$ 573,749
	Oct15 YTD	Nov15 YTD	Dec15 YTD	Jan16 YTD	Feb16 YTD	Mar16 YTD	Apr16 YTD	May16 YTD	Jun16 YTD	Jul16 YTD	Aug16 YTD	Sep16 YTD
W/S/S Rev	\$ 344,192	\$ 668,178	\$ 984,868	\$ 992,742	\$ 1,578,359	\$ 1,911,775	\$ 2,285,733	\$ 2,662,820	\$ 3,029,230	\$ 3,395,814		
W/S/S Exp	\$ 203,415	\$ 461,342	\$ 1,141,859	\$ 1,236,132	\$ 1,450,971	\$ 1,703,282	\$ 2,014,794	\$ 2,326,979	\$ 2,654,829	\$ 2,889,326		
W/S/S NI	\$ 140,777	\$ 206,837	\$ (156,991)	\$ (243,390)	\$ 127,388	\$ 208,493	\$ 270,938	\$ 335,840	\$ 374,400	\$ 506,488		
	Oct14 YTD	Nov14 YTD	Dec14 YTD	Jan15 YTD	Feb15 YTD	Mar15 YTD	Apr15 YTD	May15 YTD	Jun15 YTD	Jul15 YTD	Aug15 YTD	Sep15 YTD
Airport Rev	\$ 45,675	\$ 106,679	\$ 162,560	\$ 194,175	\$ 251,080	\$ 282,056	\$ 330,758	\$ 372,428	\$ 407,848	\$ 475,106	\$ 529,200	\$ 568,131
Airport Exp	\$ 68,213	\$ 125,159	\$ 157,803	\$ 210,345	\$ 235,532	\$ 268,352	\$ 309,963	\$ 362,285	\$ 392,863	\$ 453,298	\$ 479,881	\$ 560,002
Airport NI	\$ (22,537)	\$ (18,480)	\$ 4,757	\$ (16,170)	\$ 15,548	\$ 13,704	\$ 20,795	\$ 10,143	\$ 14,985	\$ 21,808	\$ 49,319	\$ 8,129
	Oct15 YTD	Nov15 YTD	Dec15 YTD	Jan16 YTD	Feb16 YTD	Mar16 YTD	Apr16 YTD	May16 YTD	Jun16 YTD	Jul16 YTD	Aug16 YTD	Sep16 YTD
Airport Rev	\$ 37,316	\$ 81,484	\$ 146,533	\$ 170,243	\$ 249,158	\$ 275,348	\$ 314,447	\$ 499,877	\$ 538,406	\$ 589,152		
Airport Exp	\$ 52,093	\$ 84,752	\$ 158,728	\$ 185,464	\$ 237,822	\$ 300,528	\$ 333,526	\$ 542,088	\$ 603,075	\$ 629,209		
Airport NI	\$ (14,777)	\$ (3,268)	\$ (12,195)	\$ (15,221)	\$ 11,336	\$ (25,180)	\$ (19,079)	\$ (42,211)	\$ (64,669)	\$ (40,057)		
	Oct14 YTD	Nov14 YTD	Dec14 YTD	Jan15 YTD	Feb15 YTD	Mar15 YTD	Apr15 YTD	May15 YTD	Jun15 YTD	Jul15 YTD	Aug15 YTD	Sep15 YTD
HOT Rev	\$ 83,377	\$ 112,617	\$ 117,233	\$ 204,610	\$ 212,570	\$ 217,709	\$ 306,405	\$ 334,955	\$ 339,463	\$ 449,526	\$ 455,241	\$ 462,420
HOT Exp	\$ 3,679	\$ 46,401	\$ 84,561	\$ 101,017	\$ 109,749	\$ 118,357	\$ 147,428	\$ 179,316	\$ 223,947	\$ 310,513	\$ 326,623	\$ 385,211
HOT NI	\$ 79,698	\$ 66,216	\$ 32,672	\$ 103,593	\$ 102,821	\$ 99,352	\$ 158,977	\$ 155,639	\$ 115,516	\$ 139,013	\$ 128,617	\$ 77,209
	Oct15 YTD	Nov15 YTD	Dec15 YTD	Jan16 YTD	Feb16 YTD	Mar16 YTD	Apr16 YTD	May16 YTD	Jun16 YTD	Jul16 YTD	Aug16 YTD	Sep16 YTD
HOT Rev	\$ 87,243	\$ 99,085	\$ 111,606	\$ 197,309	\$ 202,297	\$ 212,232	\$ 304,576	\$ 319,370	\$ 336,477	\$ 398,159		
HOT Exp	\$ 25,235	\$ 86,637	\$ 153,630	\$ 180,283	\$ 206,251	\$ 251,927	\$ 270,031	\$ 289,310	\$ 330,907	\$ 355,057		
HOT NI	\$ 62,008	\$ 12,447	\$ (42,024)	\$ 17,026	\$ (3,953)	\$ (39,695)	\$ 34,546	\$ 30,060	\$ 5,570	\$ 43,102		
	Oct14 YTD	Nov14 YTD	Dec14 YTD	Jan15 YTD	Feb15 YTD	Mar15 YTD	Apr15 YTD	May15 YTD	Jun15 YTD	Jul15 YTD	Aug15 YTD	Sep15 YTD
Gas Rev	\$ 77,901	\$ 172,467	\$ 429,920	\$ 787,084	\$ 1,138,661	\$ 1,422,467	\$ 1,625,231	\$ 1,734,963	\$ 1,806,680	\$ 1,881,025	\$ 1,944,843	\$ 2,007,330
Gas Exp	\$ 43,762	\$ 152,275	\$ 256,285	\$ 426,394	\$ 603,019	\$ 844,930	\$ 927,249	\$ 1,108,425	\$ 1,318,706	\$ 1,504,418	\$ 1,561,203	\$ 1,744,482
Gas NI	\$ 34,139	\$ 20,192	\$ 173,635	\$ 360,690	\$ 535,642	\$ 577,537	\$ 697,982	\$ 626,537	\$ 487,974	\$ 376,607	\$ 383,640	\$ 262,847
	Oct15 YTD	Nov15 YTD	Dec15 YTD	Jan16 YTD	Feb16 YTD	Mar16 YTD	Apr16 YTD	May16 YTD	Jun16 YTD	Jul16 YTD	Aug16 YTD	Sep16 YTD
Gas Rev	\$ 69,765	\$ 160,335	\$ 374,616	\$ 710,842	\$ 1,001,641	\$ 1,225,257	\$ 1,388,574	\$ 1,489,620	\$ 1,579,164	\$ 1,660,270		
Gas Exp	\$ 62,682	\$ 148,913	\$ 274,721	\$ 526,378	\$ 579,789	\$ 836,018	\$ 1,026,702	\$ 1,111,876	\$ 1,257,587	\$ 1,798,286		
Gas NI	\$ 7,083	\$ 11,422	\$ 99,895	\$ 184,463	\$ 421,852	\$ 389,239	\$ 361,872	\$ 377,745	\$ 321,577	\$ (138,016)		



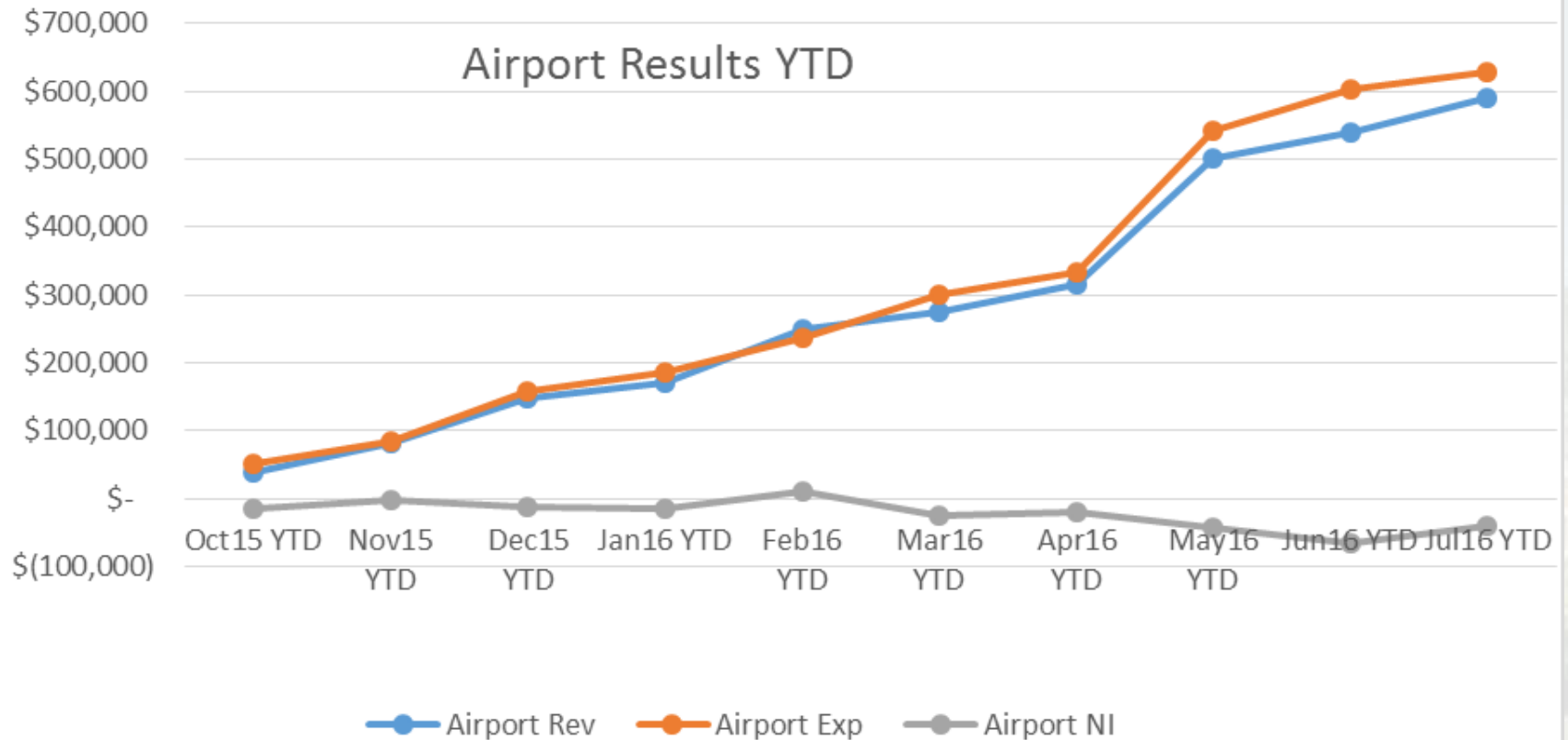
- Ad Valorem Tax 100%, City Sales Tax 92%, Muni Court Revenues 70%, Code Enforcement Revenues 64%, Pool Revenues 121%
- Anticipate an additional \$80-\$100K on Street Materials this fiscal year

W/S/S Results YTD



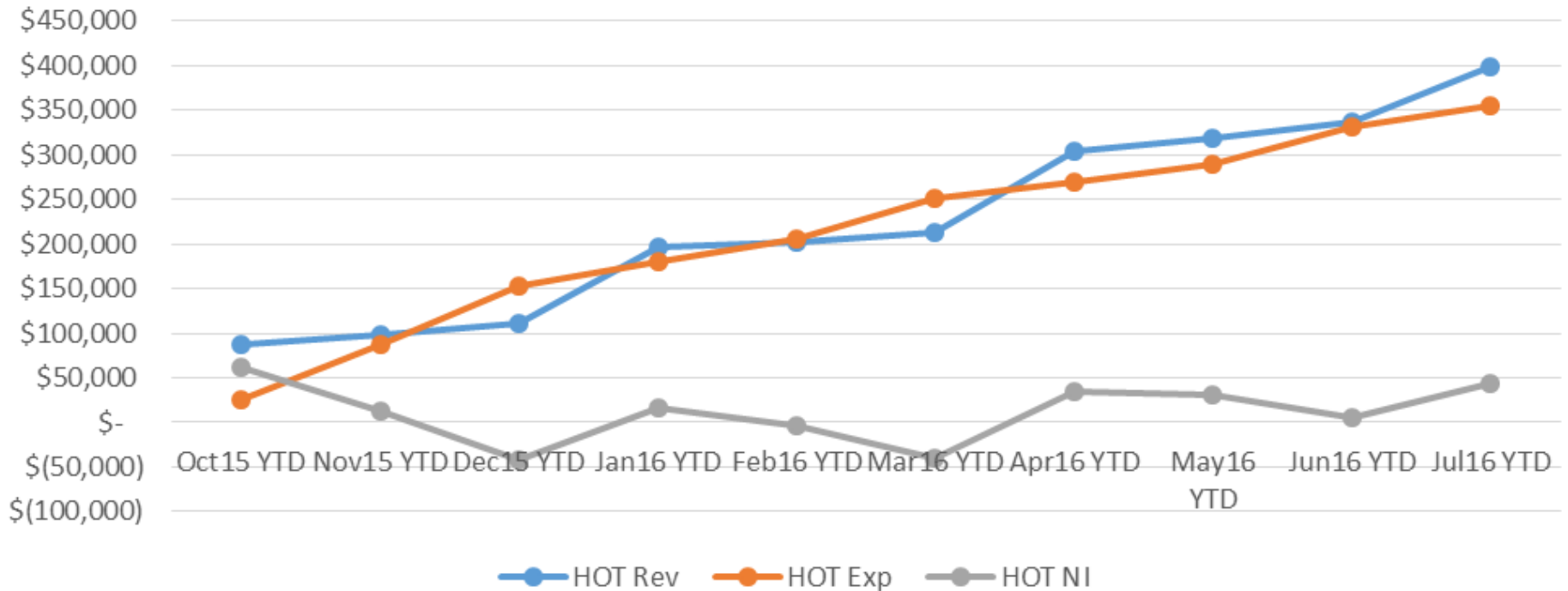
- Water Revenues - 80%; recent rains will curtail usage
- Main focus in this department is project planning and completion related to: Aerators at WWTP, Sludge Remediation, SCADA upgrades, Dewatering Project, Sewer Cameras, Equipment rehabilitation
- Infrastructure continues to be prone to leaks

Airport Results YTD

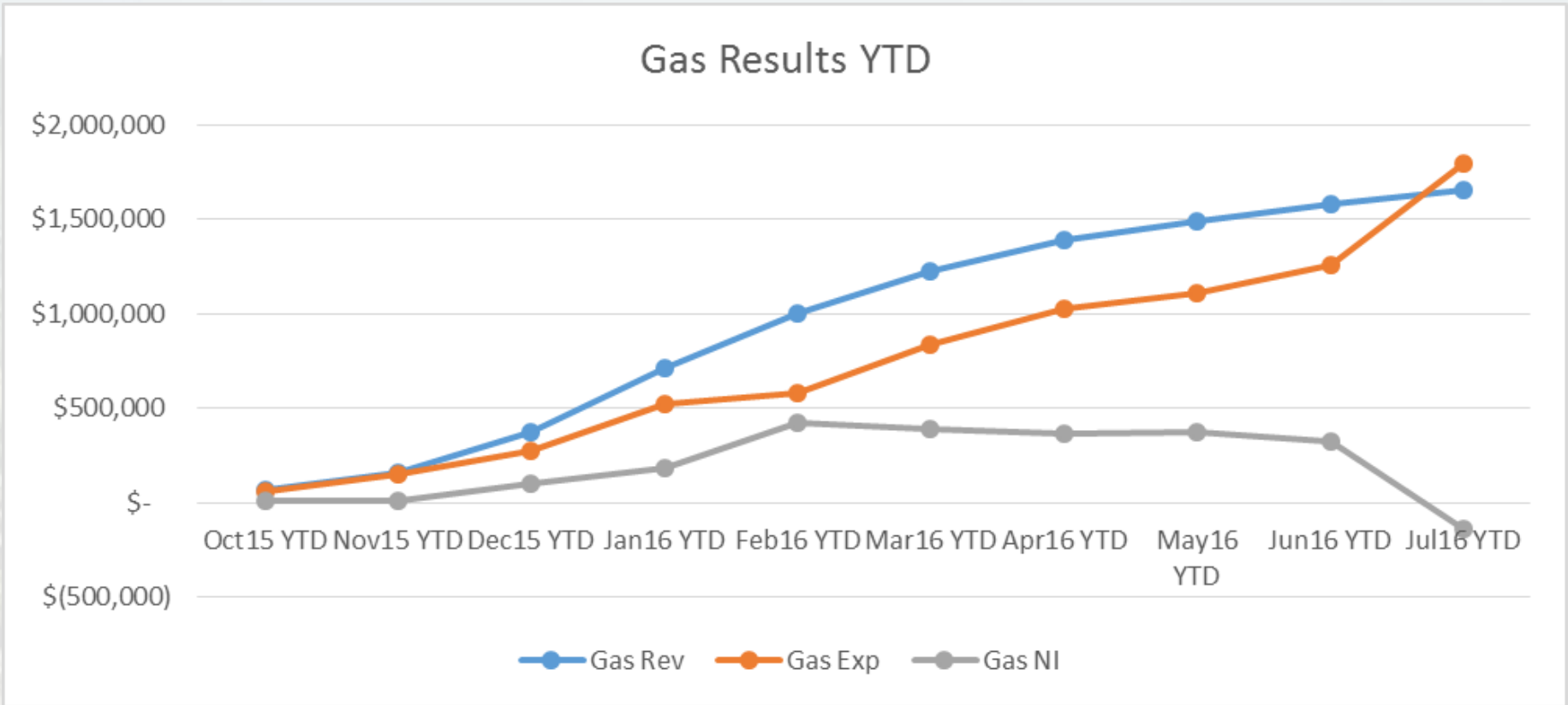


- No major changes from last month
- Hunting season will drive heightened/steady usage from September through November
- Lochner Engineering executing on project intervals related to \$3.2M rehabilitation project

HOT Results YTD



- Stewart to present this meeting with Viva Big Bend results and feedback
- Holiday Inn Express and Hampton account for 55% of revenues to date
- We are at 87% of annual target



- Equity transfer represented in results – major curvature in trendline
- Continued work on Leak remediation and steel pipe replacement initiatives
- Will address budgeted vehicle purchases this month

CITY OF ALPINE
QUARTERLY COUNCIL REPORT
FY 2015 - 2016 3rd QUARTER
INVESTMENT REPORT

ACCOUNT TYPE	PURCHASE DATE	MATURITY DATE	INTEREST	INTEREST/DIVIDEND EARNED	BOOK VALUE	MARKET VALUE	CHANGE AMOUNT	Fund Distribution
TexStar	N/A	On Demand	0.1868%	\$1.22	\$576.18	\$576.18	\$0.00	All Funds
TXClass - Capital Improvem	N/A	On Demand	0.2900%	\$0.00	\$0.00	\$0.00	\$0.00	General Fund
TXClass - Airport Reserve	8/10/2015	On Demand	0.2900%	\$223.36	\$83,241.26	\$83,241.26	\$0.00	Airport
TXClass - HOT Reserve	8/11/2015	On Demand	0.2900%	\$215.46	\$80,266.99	\$80,266.99	\$0.00	Tourism
VIRTUS	2/15/2015	On Demand		\$0.45	\$117.34	\$71.09	-\$46.25	Gas

- Report Quarterly in alignment with our City Investment Policy
- Compliance with requirements mandated in the Public Funds Investment Act – Chapter 2256

RFP Gas Department Vehicles

- Line Item 0658-9800 of Fund 08
 - Budgeted \$60K this year
- RFP Request published in this week and next weeks paper
 - Also delivered to all dealerships in close proximity
- Targeting purchase of two vehicles as indicated in August 4th budget workshop
- Visibility to Council due to higher nature of cost of these items