

City Manager Report November 1, 2016

City Council Meeting

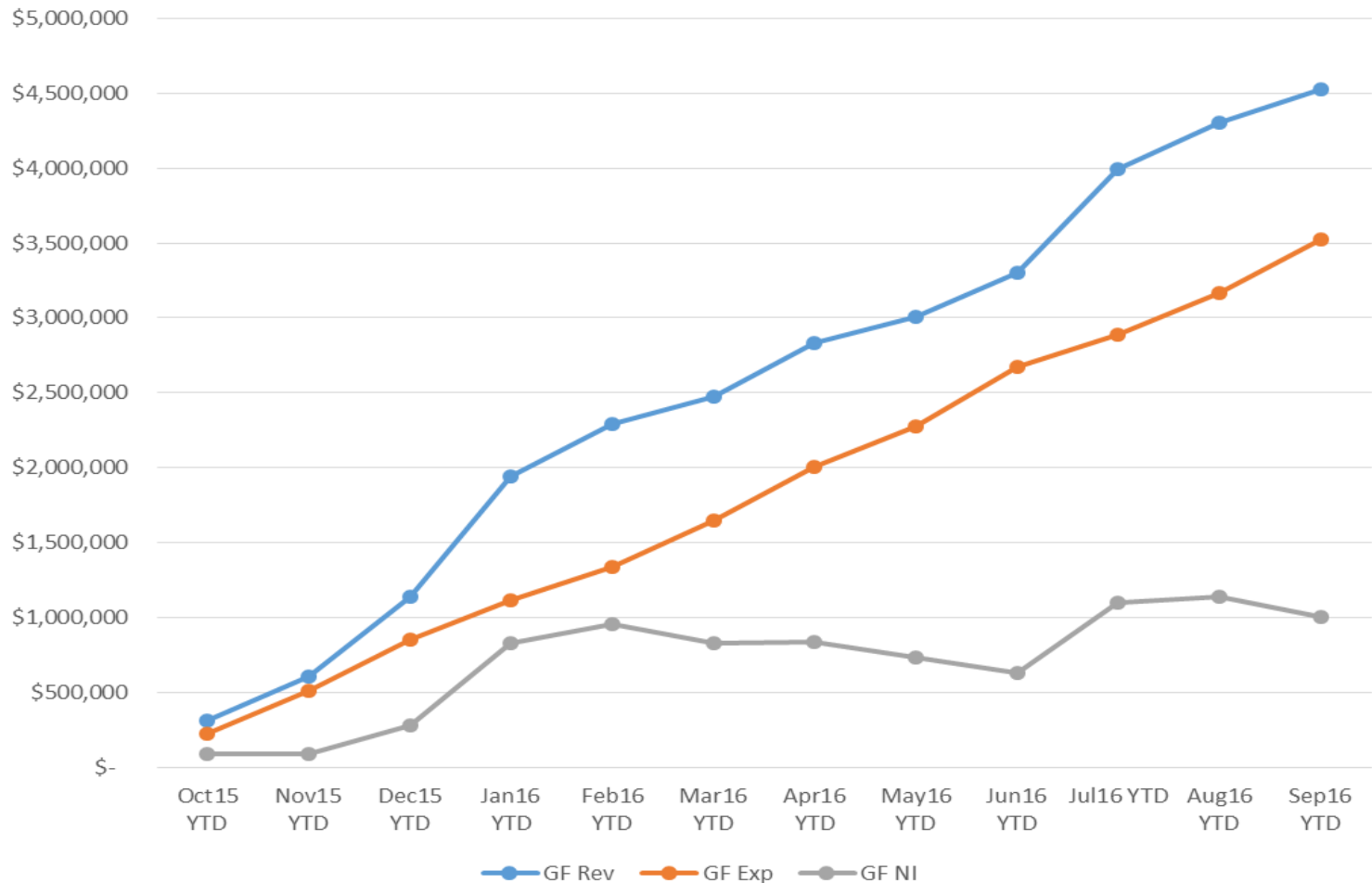


Monthly Financials

- Unaudited results through 12 months
- Finance staff working through accruals and preparation of materials for audit with Gibson/Ruddock
- Continued work on initiatives related to asset renovation – roads, water, sewer, gas
 - Sustain this focus through new fiscal year
- OT dollars expending in key work groups
- Checking account balances remain in good condition

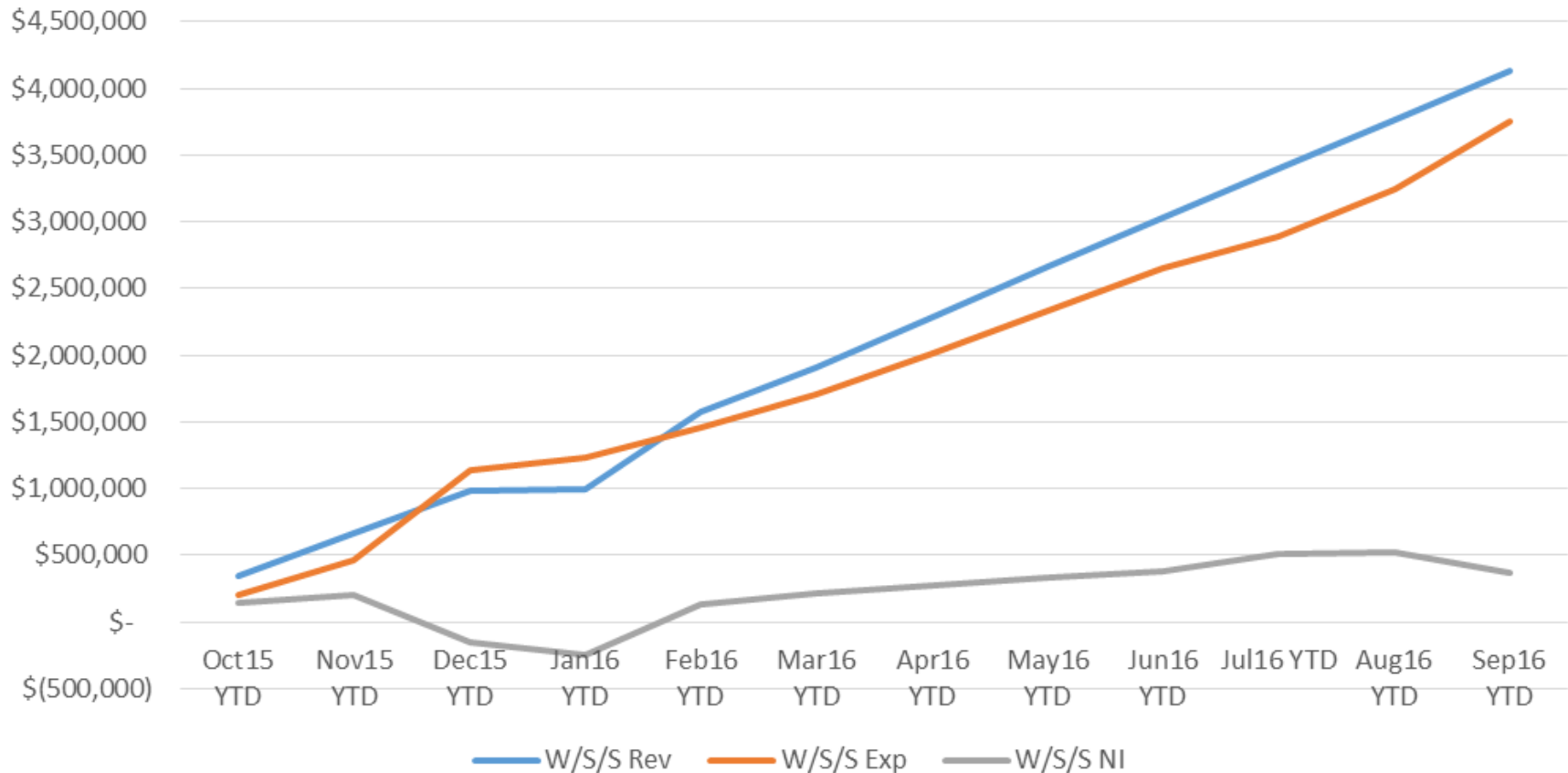
	Oct14 YTD	Nov14 YTD	Dec14 YTD	Jan15 YTD	Feb15 YTD	Mar15 YTD	Apr15 YTD	May15 YTD	Jun15 YTD	Jul15 YTD	Aug15 YTD	Sep15 YTD
GF Rev	\$ 267,628	\$ 557,677	\$ 1,057,210	\$ 1,800,764	\$ 2,176,058	\$ 2,470,422	\$ 2,669,199	\$ 2,843,242	\$ 3,101,213	\$ 3,302,000	\$ 3,568,689	\$ 3,791,339
GF Exp	\$ 225,144	\$ 531,933	\$ 790,368	\$ 1,128,110	\$ 1,367,183	\$ 1,627,185	\$ 1,912,676	\$ 2,162,978	\$ 2,438,929	\$ 2,878,756	\$ 3,148,059	\$ 3,436,776
GF NI	\$ 42,484	\$ 25,744	\$ 266,842	\$ 672,654	\$ 808,875	\$ 843,237	\$ 756,523	\$ 680,264	\$ 662,285	\$ 423,245	\$ 420,629	\$ 354,563
	Oct15 YTD	Nov15 YTD	Dec15 YTD	Jan16 YTD	Feb16 YTD	Mar16 YTD	Apr16 YTD	May16 YTD	Jun16 YTD	Jul16 YTD	Aug16 YTD	Sep16 YTD
GF Rev	\$ 314,176	\$ 603,778	\$ 1,138,428	\$ 1,942,522	\$ 2,292,338	\$ 2,474,969	\$ 2,835,261	\$ 3,005,735	\$ 3,299,911	\$ 3,991,225	\$ 4,307,399	\$ 4,529,011
GF Exp	\$ 221,162	\$ 513,563	\$ 856,732	\$ 1,117,072	\$ 1,337,539	\$ 1,647,437	\$ 2,002,083	\$ 2,274,346	\$ 2,669,615	\$ 2,891,835	\$ 3,165,485	\$ 3,526,547
GF NI	\$ 93,014	\$ 90,216	\$ 281,696	\$ 825,450	\$ 954,799	\$ 827,532	\$ 833,178	\$ 731,390	\$ 630,296	\$ 1,099,390	\$ 1,141,915	\$ 1,002,465
	Oct14 YTD	Nov14 YTD	Dec14 YTD	Jan15 YTD	Feb15 YTD	Mar15 YTD	Apr15 YTD	May15 YTD	Jun15 YTD	Jul15 YTD	Aug15 YTD	Sep15 YTD
W/S/S Rev	\$ 326,641	\$ 653,052	\$ 945,211	\$ 1,278,191	\$ 1,561,808	\$ 1,929,243	\$ 2,226,054	\$ 2,589,053	\$ 2,912,332	\$ 3,264,844	\$ 3,632,389	\$ 3,980,300
W/S/S Exp	\$ 74,814	\$ 420,786	\$ 926,403	\$ 1,235,706	\$ 1,455,882	\$ 1,749,222	\$ 2,039,391	\$ 2,360,597	\$ 2,543,020	\$ 2,951,709	\$ 3,052,752	\$ 3,406,551
W/S/S NI	\$ 251,826	\$ 232,266	\$ 18,808	\$ 42,485	\$ 105,926	\$ 180,021	\$ 186,663	\$ 228,457	\$ 369,312	\$ 313,135	\$ 579,637	\$ 573,749
	Oct15 YTD	Nov15 YTD	Dec15 YTD	Jan16 YTD	Feb16 YTD	Mar16 YTD	Apr16 YTD	May16 YTD	Jun16 YTD	Jul16 YTD	Aug16 YTD	Sep16 YTD
W/S/S Rev	\$ 344,192	\$ 668,178	\$ 984,868	\$ 992,742	\$ 1,578,359	\$ 1,911,775	\$ 2,285,733	\$ 2,662,820	\$ 3,029,230	\$ 3,395,814	\$ 3,760,387	\$ 4,127,886
W/S/S Exp	\$ 203,415	\$ 461,342	\$ 1,141,859	\$ 1,236,132	\$ 1,450,971	\$ 1,703,282	\$ 2,014,794	\$ 2,326,979	\$ 2,654,829	\$ 2,889,326	\$ 3,240,345	\$ 3,756,738
W/S/S NI	\$ 140,777	\$ 206,837	\$ (156,991)	\$ (243,390)	\$ 127,388	\$ 208,493	\$ 270,938	\$ 335,840	\$ 374,400	\$ 506,488	\$ 520,043	\$ 371,148
	Oct14 YTD	Nov14 YTD	Dec14 YTD	Jan15 YTD	Feb15 YTD	Mar15 YTD	Apr15 YTD	May15 YTD	Jun15 YTD	Jul15 YTD	Aug15 YTD	Sep15 YTD
Airport Rev	\$ 45,675	\$ 106,679	\$ 162,560	\$ 194,175	\$ 251,080	\$ 282,056	\$ 330,758	\$ 372,428	\$ 407,848	\$ 475,106	\$ 529,200	\$ 568,131
Airport Exp	\$ 68,213	\$ 125,159	\$ 157,803	\$ 210,345	\$ 235,532	\$ 268,352	\$ 309,963	\$ 362,285	\$ 392,863	\$ 453,298	\$ 479,881	\$ 560,002
Airport NI	\$ (22,537)	\$ (18,480)	\$ 4,757	\$ (16,170)	\$ 15,548	\$ 13,704	\$ 20,795	\$ 10,143	\$ 14,985	\$ 21,808	\$ 49,319	\$ 8,129
	Oct15 YTD	Nov15 YTD	Dec15 YTD	Jan16 YTD	Feb16 YTD	Mar16 YTD	Apr16 YTD	May16 YTD	Jun16 YTD	Jul16 YTD	Aug16 YTD	Sep16 YTD
Airport Rev	\$ 37,316	\$ 81,484	\$ 146,533	\$ 170,243	\$ 249,158	\$ 275,348	\$ 314,447	\$ 499,877	\$ 538,406	\$ 589,152	\$ 624,268	\$ 671,075
Airport Exp	\$ 52,093	\$ 84,752	\$ 158,728	\$ 185,464	\$ 237,822	\$ 300,528	\$ 333,526	\$ 542,088	\$ 603,075	\$ 629,209	\$ 667,852	\$ 699,067
Airport NI	\$ (14,777)	\$ (3,268)	\$ (12,195)	\$ (15,221)	\$ 11,336	\$ (25,180)	\$ (19,079)	\$ (42,211)	\$ (64,669)	\$ (40,057)	\$ (43,584)	\$ (27,992)
	Oct14 YTD	Nov14 YTD	Dec14 YTD	Jan15 YTD	Feb15 YTD	Mar15 YTD	Apr15 YTD	May15 YTD	Jun15 YTD	Jul15 YTD	Aug15 YTD	Sep15 YTD
HOT Rev	\$ 83,377	\$ 112,617	\$ 117,233	\$ 204,610	\$ 212,570	\$ 217,709	\$ 306,405	\$ 334,955	\$ 339,463	\$ 449,526	\$ 455,241	\$ 462,420
HOT Exp	\$ 3,679	\$ 46,401	\$ 84,561	\$ 101,017	\$ 109,749	\$ 118,357	\$ 147,428	\$ 179,316	\$ 223,947	\$ 310,513	\$ 326,623	\$ 385,211
HOT NI	\$ 79,698	\$ 66,216	\$ 32,672	\$ 103,593	\$ 102,821	\$ 99,352	\$ 158,977	\$ 155,639	\$ 115,516	\$ 139,013	\$ 128,617	\$ 77,209
	Oct15 YTD	Nov15 YTD	Dec15 YTD	Jan16 YTD	Feb16 YTD	Mar16 YTD	Apr16 YTD	May16 YTD	Jun16 YTD	Jul16 YTD	Aug16 YTD	Sep16 YTD
HOT Rev	\$ 87,243	\$ 99,085	\$ 111,606	\$ 197,309	\$ 202,297	\$ 212,232	\$ 304,576	\$ 319,370	\$ 336,477	\$ 398,159	\$ 444,190	\$ 466,569
HOT Exp	\$ 25,235	\$ 86,637	\$ 153,630	\$ 180,283	\$ 206,251	\$ 251,927	\$ 270,031	\$ 289,310	\$ 330,907	\$ 355,057	\$ 425,972	\$ 454,626
HOT NI	\$ 62,008	\$ 12,447	\$ (42,024)	\$ 17,026	\$ (3,953)	\$ (39,695)	\$ 34,546	\$ 30,060	\$ 5,570	\$ 43,102	\$ 18,218	\$ 11,943
	Oct14 YTD	Nov14 YTD	Dec14 YTD	Jan15 YTD	Feb15 YTD	Mar15 YTD	Apr15 YTD	May15 YTD	Jun15 YTD	Jul15 YTD	Aug15 YTD	Sep15 YTD
Gas Rev	\$ 77,901	\$ 172,467	\$ 429,920	\$ 787,084	\$ 1,138,661	\$ 1,422,467	\$ 1,625,231	\$ 1,734,963	\$ 1,806,680	\$ 1,881,025	\$ 1,944,843	\$ 2,007,330
Gas Exp	\$ 43,762	\$ 152,275	\$ 256,285	\$ 426,394	\$ 603,019	\$ 844,930	\$ 927,249	\$ 1,108,425	\$ 1,318,706	\$ 1,504,418	\$ 1,561,203	\$ 1,744,482
Gas NI	\$ 34,139	\$ 20,192	\$ 173,635	\$ 360,690	\$ 535,642	\$ 577,537	\$ 697,982	\$ 626,537	\$ 487,974	\$ 376,607	\$ 383,640	\$ 262,847
	Oct15 YTD	Nov15 YTD	Dec15 YTD	Jan16 YTD	Feb16 YTD	Mar16 YTD	Apr16 YTD	May16 YTD	Jun16 YTD	Jul16 YTD	Aug16 YTD	Sep16 YTD
Gas Rev	\$ 69,765	\$ 160,335	\$ 374,616	\$ 710,842	\$ 1,001,641	\$ 1,225,257	\$ 1,388,574	\$ 1,489,620	\$ 1,579,164	\$ 1,660,270	\$ 1,722,586	\$ 1,756,090
Gas Exp	\$ 62,682	\$ 148,913	\$ 274,721	\$ 526,378	\$ 579,789	\$ 836,018	\$ 1,026,702	\$ 1,111,876	\$ 1,257,587	\$ 1,798,286	\$ 1,919,235	\$ 2,090,275
Gas NI	\$ 7,083	\$ 11,422	\$ 99,895	\$ 184,463	\$ 421,852	\$ 389,239	\$ 361,872	\$ 377,745	\$ 321,577	\$ (138,016)	\$ (196,649)	\$ (334,185)

GF Results YTD

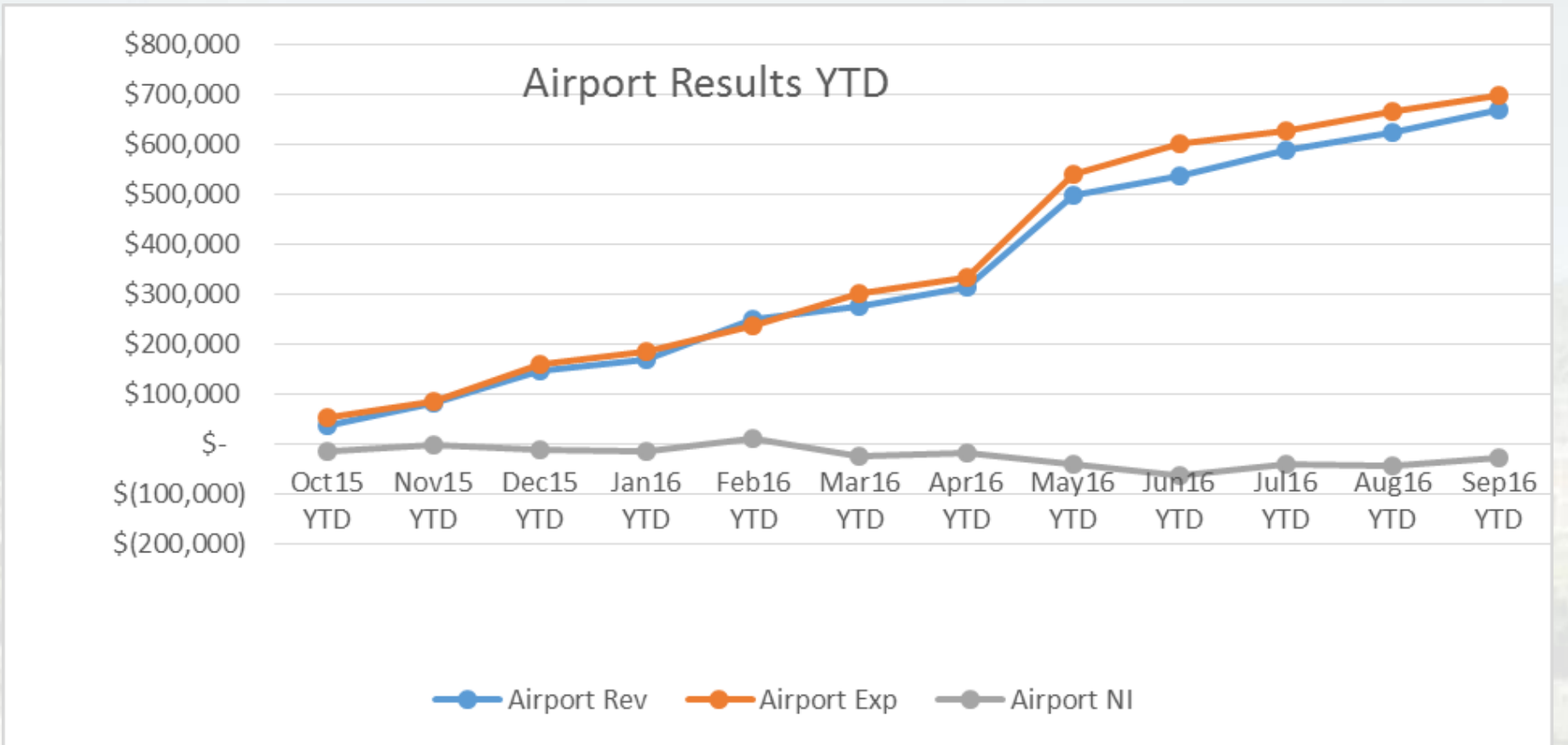


- \$149K positive with Sales Tax Revenue
- Litigation costs high this year due to Easement litigation
- First year to have breathing room in General Fund during fall timeframe

W/S/S Results YTD

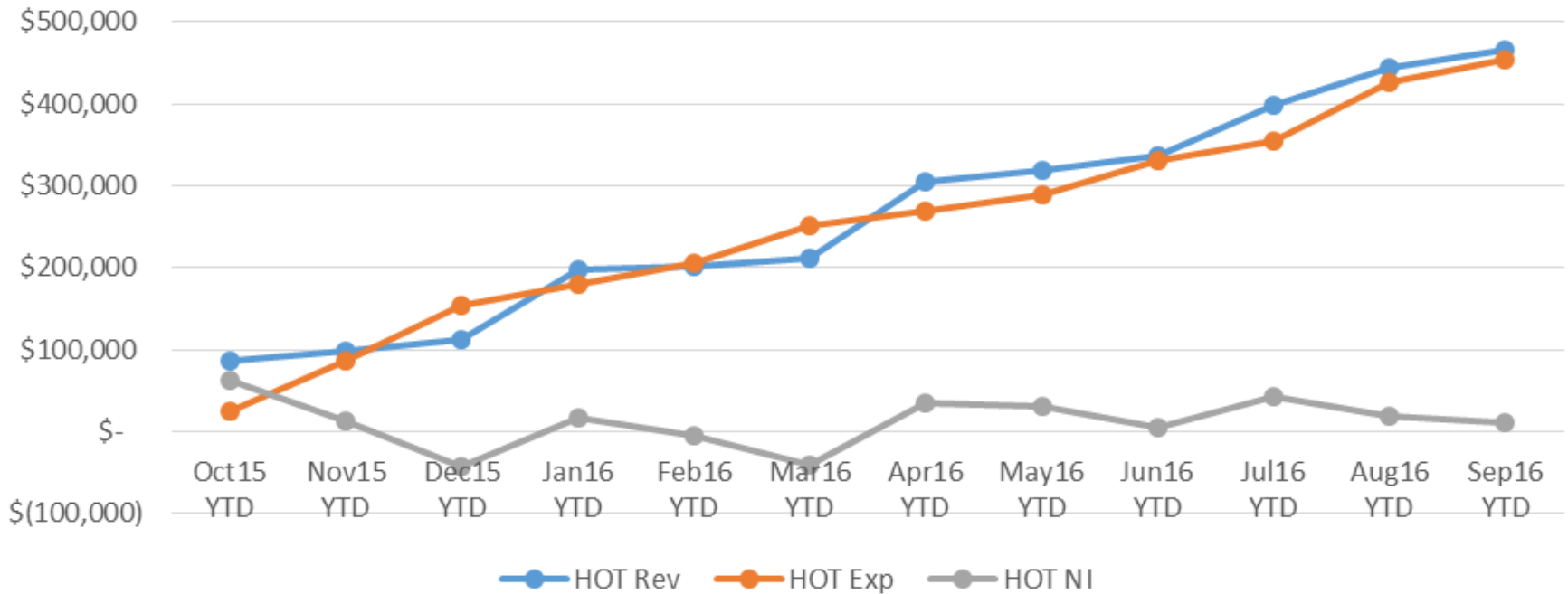


- Accelerating work on capital improvement projects over last 60 days
- Staffing continues to be challenge – underrun salaries, over on OT
- In position now to make additional investments at WWTP and on water collection infrastructure



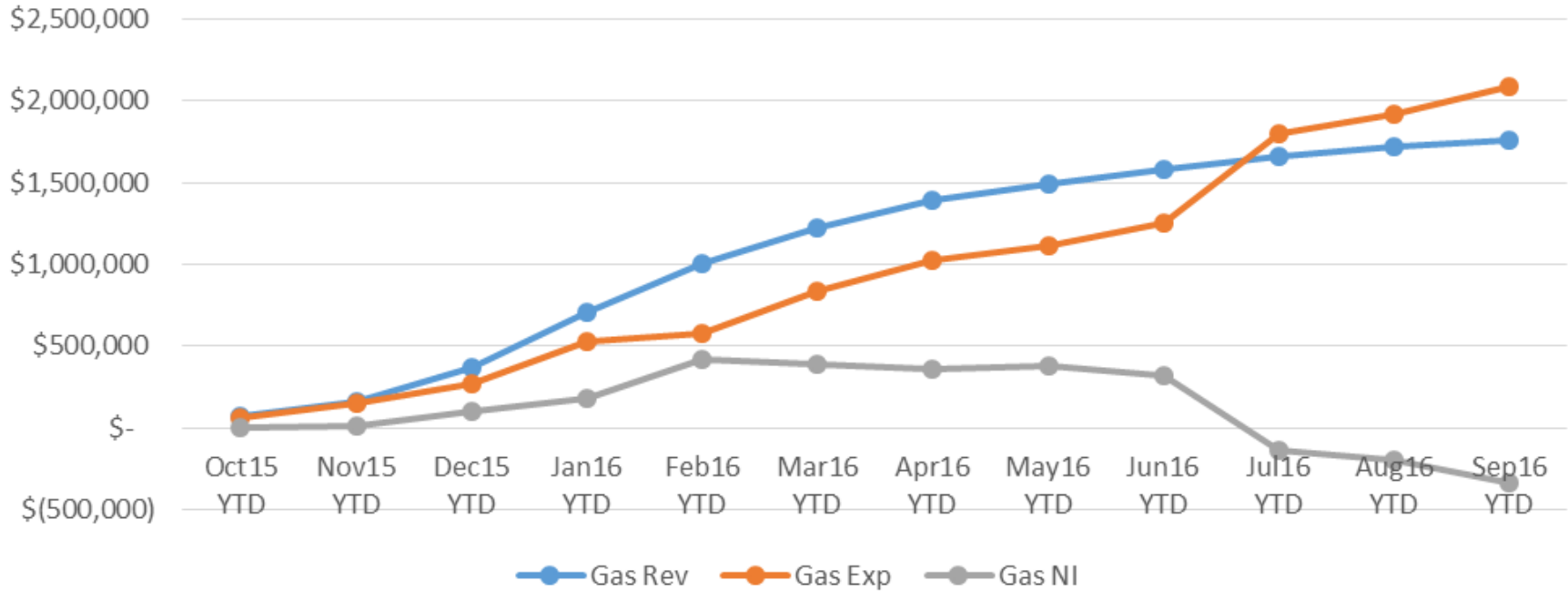
- No significant changes from last month

HOT Results YTD



- Quarter 7 Circle gaining back some market share
- Quality Inn – working on payment of tax
- Met with this year recipients on October 17th to further review use of core advertising that we are implementing to positively impact all events

Gas Results YTD



- Warmer winter impacted residential usage
- Completed purchase of two new service vehicles
- Equity transfer for Street improvement purposes is only real anomaly in trend line
- Checking account still in good standing

Airport Rehabilitation Project

- Second progress meeting with Lochner Engineering (Bob Jutton) and TxDOT Engineer (Ryan Hindman)
- Reviewed status of base material and composition
- Looked at cost model for 4 variations to build project – overlay of asphalt versus base construction
- Realistic date of construction to be FY18-19
- Will compete with TxDOT Highway projects

City Streets – Paving & Sealcoating

- Jarret Dirt Work Projects
 - Fighting Buck paved
 - Prep work nearing completion on Ave F
 - Prepping Cockrell Street
- Better weather has helped our Public Works Team complete more Sealcoating
 - Marfa St, Phelps, Walker, etc..
- Utilizing Type D Coldmix for chuckhole patching along with new product from EZ Asphalt

Civic Center Rehabilitation

- Project goals for this fiscal year
 - Stage removal
 - Floor prep, stain and wax
 - Panic Door Replacement
 - Re-apolster chairs to match floors
 - New paving along back entrances on 12th street
 - Possible Mural on South side of building
 - Minor landscape work

Texas Pacifico Rail-line

- Joint meeting with TxDOT and Texas Pacifico held in San Angelo on October 25th
 - Participation from both entities, surrounding communities, CBP
- Texas Pacifico entered lease agreement for line in 2001 from TxDOT
- Reviewed Strategic Plan – will post on CM blog the actual document
- Predominant current customers are energy industry
- Locally working on replacement of ‘paddle’ at Del Rio Street crossing and weed mitigation

Police Department

- Two significant cases over last two months
- Team working tirelessly on continued efforts to support community
- Staffing – need to replace current vacancy
- Human Resources – ensure we give officers time off to rest, recoup and reset
- Positive support from community